

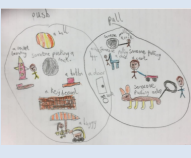
















We would like you to complete as many of these home learning tasks as you can before the end of half term. **Those in bold must be completed as requested by your teacher.**

Home Learning on paper can be brought into school. Please take pictures of any practical activities or models that you make and send them to: Zambezi@welbourne.haringey.sch.uk or Nile@welbourne.haringey.sch.uk

English		Maths		Other Subjects	
	Perform/act out your favourite part of 'One Plastic Bag' - our new class text.		Create a multiplication poster to show everything you've learnt, using numbers and pictures.		Science: Using a venn diagram sort things at home that you have to 'push' or 'pull' to make them move.
	Design a reusable bag people can use without wasting plastic.		Write out your multiplication and division facts for the 2, 3,4,5, 8 and 10 times tables.		Geography: Research a food that is grown on farms. What information can you find out about this food?
	Create a poster about visiting Gambia.	$\begin{array}{r} 123 \\ \times \quad 5 \\ \hline 615 \\ \hline 1 \\ \hline \end{array}$	Create a tutorial to teach someone how to do column method for multiplication.		History: Build a map of where the Indus Valley civilisation was.
	Write a paragraph describing the recipe for a good friend. Try to use ambitious words like: generous, kindness, patient.		Divide items around your house into equal groups of 3, 4 and 8.		PSHE: Create a dreamcatcher with your three goals for the year listed on it.
	Keep a handwriting journal, and write 5 sentences every week using your joins, starting on the line and keeping the letters the same size.		Create your own reasoning problem that involves multiplication or division. You could even write one that would involve both operations.		RE: Create puppets to represent characters in stories from the Hebrew Bible and use them to retell a story.
	Log into Google Classroom and complete the task posted by your teacher.		Log into Google Classroom and complete the game posted by your teacher.		Surprise: Log into Google Classroom and complete the task posted by your teacher.
Websites to support pupils' learning <ul style="list-style-type: none"> - MyOn for your reading - Times Tables Rockstars for your times tables - Sumdog for your Maths - Spelling Shed for your spellings 			Reminders Children are expected to read every day for 20 minutes. Practice tables for 15 minutes each week. Please ensure your child has a full PE kit in school on: Wednesday and Friday Return your reading book to school on Thursday.		