

















We would like you to complete as many of these home learning tasks as you can before the end of half term. **When you bring in your home learning, your achievements will be celebrated. Please see the box near the bottom to see how we will do this.**

English		Maths		Other Subjects	
	<p>Read or watch 'The Very Hungry Caterpillar' by Eric Carle. Retell the story to your adults. Write and draw your favourite part of the story.</p> <p>FOLLOW THIS LINK</p>		<p>How many minibeasts can you see in your garden or on a nature walk? Record the minibeasts you find!</p>		<p>Using recyclable materials found around your home make a minibeast.</p>
	<p>Go on a mini beast hunt. Draw what you find and then write about them. How many legs do they have? What colour are they? How do they move?</p>		<p>Using 2d shapes make a picture of a minibeast.</p>		<p>Make some playdough with an adult and have a go at moulding a minibeast. Follow the recipe here: FOLLOW THIS LINK</p>
	<p>In the story of The Very Hungry Caterpillar, it eats a variety of different foods everyday. Make a list of foods you would like to eat each day.</p>		<p>Using two dice make some addition sums.</p> <p>$3 + 5 = 8$</p> 		<p>Can you sing the song Incy Wincy Spider? Make up some actions to go with the song and perform it to your adults.</p>
	<p>What is your favourite minibeast? Draw and label it.</p>		<p>Play Ladybird Spots. A counting, matching and ordering numbers games.</p> <p>FOLLOW THIS LINK</p>		<p>Watch the CBeebies programme about snails. FOLLOW THIS LINK Tell your adult what you learnt.</p>
	<p>Pick a minibeast and write a list of all the different words you might use to describe it. For example: A butterfly- beautiful, colourful and fragile.</p>		<p>Can you count to 10 in another language?</p>		<p>Think about how the different minibeasts might move. Have a go at crawling, slithering, fluttering and swooping like them.</p>

How we will celebrate your home learning achievements



Some of the ways in which we recognise home learning achievements are:

- Through classroom display
- Published in the newsletter
- By gaining home learning bingo stamps - a minute per line!



Resources you will find on Google Classroom

- Practise your phonics sounds by using the videos to help you.



Reminders

Read with your child 10 minutes every day
 P.E Days - Tyburn - Every Thursday
 Thames - Every Thursday

Please put names on all of your child's clothing