











Year 1 Summer 1 Curriculum Leaflet 2023/24

Ms Mohabeer & Mr McCarthy



Here is an overview of the curriculum covered in Summer 1. This can be used as a guidance of how to help your child at home. If you require any further information, please contact your class teacher.

 <h2>English</h2> <p><u>Talk for Writing: Jack and the Beanstalk</u></p> <ul style="list-style-type: none"> To use talk to give explanations and opinions Write for meaning and purpose in a variety of narrative forms. Retell and innovate a traditional story. <p><u>Core English text: The Lonely Beast</u></p> <ul style="list-style-type: none"> A range of writing activities Continue to use full stops and capital letters Begin to use a range of interesting verbs and adjectives <p><u>Phonics</u></p> <ul style="list-style-type: none"> Extend our phonics knowledge by focusing on split digraphs, a-e, e-e, i-e, -o-e, and u- Practice our Phase 5 sounds using Welbourne videos. Some sounds include: ay, ou, ie, oy, ir, ue, aw, wh, ph, ew, oe, au, ey. <p>How to help at home: Go through the phonics videos on Google Classroom. Practice writing and letter formation. Encourage children to perform 'Jack and the Beanstalk'.</p>	 <h2>Mathematics</h2> <p><u>Mass & Volume</u></p> <ul style="list-style-type: none"> Exploring the terms 'heavier and lighter' and 'Empty and full'. Measuring and comparing mass. Measuring and comparing capacity. <p><u>Multiplying and Division</u></p> <ul style="list-style-type: none"> Count in 2s, 5s and 10s. To multiply numbers using repeated addition and arrays. Making equal groups by grouping and sharing <p><u>Fractions</u></p> <ul style="list-style-type: none"> Recognise and find a half of an object, shape or quantity. Recognise and find a quarter of an object, shape or quantity. <p>How to help at home: - Practice counting on and back within 50. Compare lengths and heights using phrases like 'shorter/longer/taller than. Compare the mass of objects using 'heavier and lighter' and 'Empty and full' Count in 2s, 5s and 10s. Make groups of 2, 5 and 10.</p>
 <h2>Science</h2> <p><u>Plants:</u> We will learn:</p> <ul style="list-style-type: none"> Parts of a plant How a seed grows What plants need to grow well Different types of plants <p>How to help at home: Talk about the plants that you may see while you are out and about. Can you describe them? Do they have leaves, petals and flowers. What type of plant are they?</p>	 <h2>Geography</h2> <p><u>The United Kingdom</u> This term we will be looking at the geography of the U.K.</p> <ul style="list-style-type: none"> The countries that are part of the U.K. The capital cities of these countries. We will learn how to use maps and locate the UK on a map. Using compass directions to get from one place to another. <p>How to help at home: Expose your children to different maps and discuss the different areas that make up the UK.</p>
 <h2>Personal, Social, Health and Economic</h2> <p>This term we will focus on '<u>Relationships</u>'</p> <ul style="list-style-type: none"> Explore friendships Various family dynamics Stranger safety - safe and unsafe adults. <p>How to help at home: Talk about how to stay safe, what your child should do if they get lost and how to be a good friend.</p>	 <h2>Religious Education</h2> <p>This term our unit is: <u>How do we know that new babies are special?</u></p> <ul style="list-style-type: none"> Understand what some Muslims do to show a new baby is special. Understand what Aqiqah is and why it is important. Understand what Jatakarma is and why it is important to some Hindus. <p>How to help at home: Read stories to your children that have a moral.</p>
 <h2>Computing</h2> <p>We will be learning a topic called '<u>Digital Writing</u>', which will provide children with an introduction to word processing.</p> <p>Children will learn about:</p> <ul style="list-style-type: none"> Keyboard typing How to change and format text How to save files <p>How to help at home: Use a device to type. Use a website like 'Keyboard Zoo' to practise typing.</p>	 <h2>Physical Education</h2> <p>Both units will develop their communication and problem solving skills.</p> <p><u>Team Building</u></p> <ul style="list-style-type: none"> Physical: balancing, travelling actions Working in pairs and teams to complete challenges <p><u>Striking and fielding</u></p> <ul style="list-style-type: none"> Physical: underarm throwing and catching Physical: hitting and collecting a ball. <p>P.E. days: Wednesday and Friday. How to help at home: Ensure your child has a full, clean and appropriate PE kit on both days. Please NAME clothing.</p>
 <h2>Art & Music</h2> <p><u>Art</u></p> <ul style="list-style-type: none"> Wool wrapping Weaving Studying famous works of art Using skills such as measuring materials. <p><u>Music: Imagination</u></p> <ul style="list-style-type: none"> Pupils will learn and perform a range of classic songs about using your imagination 	 <h2>Reminders</h2> <ul style="list-style-type: none"> Please ensure that your child is in school at all times (excluding when they are ill) as any time missed will affect your child's learning. Please hear your child read daily and hear them practice their phonics sounds. Children need to bring in a water bottle. Please discuss daily weather and seasons with your child.