



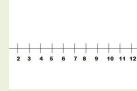


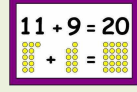





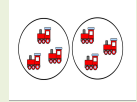



We would like you to complete as many of these home learning tasks as you can before the end of half term. **When you bring in your home learning, your achievements will be celebrated. Please see the box near the bottom to see how we will do this.**

English		Maths		Other Subjects	
	Write a book review for your favourite story that you have read. Bring them in and share them with others.		Create a poster that shows how to count up in 10s.		Science: Go on a plant hunt and find common plants and flowers in your local area.
	Write instructions about how to grow magic beans.		Write out a number line to 50 and practice counting on and counting back from any number daily.		Geography: Create a map of the UK which includes capital cities.
	Read some other traditional tales and see if they have anything in common!		Find out the number bonds to 20 and practice learning them with your adult.		Science: Keep a weather diary documenting the weather for a week.
	Create a list poem describing the feelings of the Beast from 'The Lonely Beast'.		Practice multiplication by making arrays with up household items e.g. pasta.		D.T: Make a beanstalk out of recycled materials.
	Write a diary entry from the perspective of the Giant in Jack in the Beanstalk.		Create equal groups of objects to show doubling and halving.		Art: Create rubbings of leaves to show patterns and textures.

How we will celebrate your home learning achievements



Some of the ways in which we recognise home learning achievements are:

- Through classroom display
- Published in the newsletter
- By gaining home learning bingo stamps - a minute per line!



Resources you will find on Google Classroom

- MyOn for your reading.
- Times Tables Rockstars for your times tables.
- Spelling Shed for Spelling.
- Practise your phonics sounds by using the videos to help you.



Reminders

- Children are expected to read every day for at least **15 mins**.
- Practise your weekly spellings on Spelling Shed.
- Practise reading and writing your sight words each week.
- Come to school in your PE kit on Wednesday and Friday.
- Return your reading book to school by Thursday