









Nursery Summer 2 Curriculum Leaflet 2023/24

Ms McLoughlin and Ms Draper



Here is an overview of the curriculum covered in Summer 2. This can be used as a guidance of how to help your child at home. If you require any further information, please contact your class teacher.

 <h2>Personal, Social and Emotional Development</h2> <p>Your child will be encouraged to:</p> <ul style="list-style-type: none"> Solve conflicts by listening to others and agreeing a compromise Practice things they are finding difficult to master, Reflect on their learning, what helps them to persevere through difficulties and what helps them when they find things hard Follow expectations for behaviour and use school rules vocabulary of being "kind, respectful, safe and ready Talk about what they are good at, what they are an expert in and what makes them unique. <p>How to help at home: Support your child to talk about their feelings and emotions in different situations.</p>	 <h2>Communication and Language</h2> <p>Your child will be encouraged to:</p> <ul style="list-style-type: none"> Use sentences joined up with words like 'because', 'or', 'and', Use the future and past tense: "I am going to the park" and "I went to the shops". Learn and use a range of topic related vocabulary e.g. sea, river, ocean, rain, puddle etc. Be able to express a point of view and to debate when they disagree with an adult or a friend, using words as well as actions. Take part in telling stories in Tales Toolkit sessions. <p>How to help at home: Encourage your child to talk about and recall their different experiences and give explanations about how and why things happen.</p>
 <h2>Literacy</h2> <p><u>Core English texts: Mr Gumpy's Outing/ Commotion in the Ocean</u></p> <ul style="list-style-type: none"> Learn and use new vocabulary e.g. from books and stories Engage in extended conversations about stories Ask questions about books. <p><u>Non-fiction texts about water</u></p> <ul style="list-style-type: none"> Begin to explore features of non-fiction texts <p><u>Phase 1 Phonics</u></p> <ul style="list-style-type: none"> Aspect 7 - Oral blending and segmenting Recognise words with the same initial sound <p><u>Writing</u></p> <ul style="list-style-type: none"> Write the first two letters of their name clearly with correct formation <p>How to help at home: Encourage your child to write letters in their name. Use a capital letter at the beginning and the rest in lowercase letters.</p>	 <h2>Understanding the World</h2> <p><u>Focus theme -Water</u></p> <p>Your child will have opportunities to:</p> <ul style="list-style-type: none"> Explore and talk about their experiences of using water and how we need it in our everyday lives Find out how water changes when it freezes Use water to help care for growing plants in our garden Identify and learn about creatures that live in water Explore and learn about travelling on water Find out about aspects of the weather. <p><u>General</u></p> <ul style="list-style-type: none"> Observe and talk about different changes Continue developing positive attitudes about the differences between people. <p>How to help at home: Discuss how and when we use water in our homes. Support your child to learn new topic information and vocabulary.</p>
 <h2>Mathematics</h2> <p>Your child will have opportunities to:</p> <ul style="list-style-type: none"> Explore capacity by filling and emptying containers and making comparisons Recognise a pattern of 4 or more without counting, Link numerals to amounts to 5 Solve real world number problems in different contexts <p>How to help at home: Engage in water play at bath time, encouraging and developing measuring skills and using everyday vocabulary of capacity such as full, empty, nearly full, nearly empty.</p>	 <h2>Expressive Arts and Design</h2> <p>Your child will have opportunities to:</p> <ul style="list-style-type: none"> Play, share and perform a wide variety of music and songs Use drawing to represent ideas like movement or loud noises Show different emotions in their drawings and paintings, like happiness, sadness, fear, etc. Express themselves through music, movement & dance opportunities Use and remember sequences and patterns of movements to perform for others. <p>How to help at home: Encourage your child to learn some new songs/rhymes and sing these for others.</p>
 <h2>Physical Development</h2> <p>Your child will be supported to develop their physical skills by:</p> <ul style="list-style-type: none"> Engaging in a range of gross and fine motor activities to develop a comfortable grip with good control when holding pens, pencils, etc. Developing their movement skills such as balancing, climbing and in different ball activities Having opportunities to handle different tools safely. <p>How to help at home: Try out some finger gym activities to support fine motor skills development and early writing.</p>	 <h2>Reminders</h2> <ul style="list-style-type: none"> Please ensure that your child is in school at all times (excluding when they are ill) as any time missed will affect your child's learning. Please read and share books with your child daily. Children need to bring in a named water bottle. Please remember to keep your plastic bag with <u>extra clothes</u> for your child topped up. Please label items of clothing. Please ensure you apply sunscreen on hot days. Support your child to change their class library book/s on their identified day. Please upload photographs of your child engaging in activities outside Nursery to the Tapestry app.