









Reception Summer Curriculum Leaflet 2023/24

Ms Jackson-Hinds and Ms Simkassi

Here is an overview of the curriculum covered in Summer 2. This can be used as a guidance of how to help your child at home. If you require any further information, please contact your class teacher.

 <h3>Personal, Social, and Emotional Development</h3> <p>Our theme this term is 'Changing Me'. We will be learning about:</p> <ul style="list-style-type: none"> • Our body parts (head, eyes, eyebrows, nose, mouth, ears, shoulders, tummy, elbows, knee, toes, legs) • Locating and naming our body parts through rhymes and songs. • How to make healthy food choices. • How we feel about moving to year 1. • How to deal with our worries. <p>How to help at home: You can talk to your child about new changes and how you have managed them in the past. Talk positively about growing and moving on from things that we are comfortable with.</p>	 <h3>Communication and Language</h3> <p>Children will be learning to:</p> <ul style="list-style-type: none"> • Use new vocab they have learnt in the week. • To talk in full sentences and give reasons to explain their ideas using 'because'. • Describe events in some detail e.g. first we went to... it was fun because... next we went..... <p>How to help at home: Please encourage your child to use language skills in a variety of contexts and to enjoy using verbal communication. Timetable a story time into your day so that you can share a story with your child. Ask your child open ended questions e.g. tell me about your day...</p>
 <h3>Literacy</h3> <p><u>Core English texts:</u> Children will be focusing on:</p> <ul style="list-style-type: none"> • 'Little Jack' • 'Big Green Crocodile' by Jane Newberry • 'Ruby's Worry' by Tom Percival <p>Children will be learning to:</p> <ul style="list-style-type: none"> • Retell and write their own versions of stories • Discuss any worries and anxieties they may feel. • Listen carefully to rhymes and songs, paying attention to how they sound. <p><u>Phonics</u> Children will :</p> <ul style="list-style-type: none"> • Consolidate and improve their phonic knowledge, whilst being introduced to trickier words with increased vocabulary. • Continue to practise their blending skills to work out new words. • Read some words by sight without sounding them out. <p>How to help at home: Practise writing simple sentences with your child discussing what makes a good sentence (e.g. starting with a capital letter, using finger spaces between each word, sounding out words phonetically and ending the sentence with a full stop). Please also practice reading and writing reception high frequency words.</p>	 <h3>Mathematics</h3> <p>Children will be learning to:</p> <ul style="list-style-type: none"> • Have a deep understanding of number to 10, including the composition of each number. • Recall number bonds up to 5 (including subtraction facts) and some number bonds to 10 (including doubles facts) • Explore and represent patterns within numbers up to 10, including evens and odds, double facts and how quantities can be distributed equally. • Compare quantities up to 10 in different contexts, recognising when one quantity is greater than, less than or the same as the other • Verbally count beyond 20, recognising the pattern of the counting system <p>How to help at home: Sing nursery songs that involves counting. For examples 10 Green Bottles, 10 Little Men in a Flying Saucer, 5 Little Speckled Frog, count objects around the home. Place 10 objects on a tray, take one away. Discuss how many will be left and what do they think would happen if one more was added to 10.</p>
 <h3>Understanding the World</h3> <p>Children will look at the Natural World and talk about:</p> <ul style="list-style-type: none"> • The changes that they notice in the world around them e.g. warmer weather, longer days. • Growing fruit and vegetables and how to look after them and eat them. <p>How to help at home: Go on a nature walk and discuss the changes in the environment, flowers blooming noticing how animals behave differently as the seasons change. Visit a garden centre and look at the different types of plants growing in summer.</p> <p>Our topic this term is 'People who help us' Children will learn about:</p> <ul style="list-style-type: none"> • People we can trust to help us, which jobs these people have and why they are so important. <p>How to help home: Talk about different jobs they can do when they are adults.</p>	 <h3>Expressive Arts and Design</h3> <p>Your child will have opportunities to:</p> <ul style="list-style-type: none"> • Explore and engage in music making and dance, performing solo or in groups. • Perform stories and poems • Continue to explore colour and colour-mixing and use a variety of brushes • Explore new materials and craft materials in our classroom • Develop their own ideas and then decide which materials to use to express them. <p>How to help at home: Provide opportunities for your child to develop their drawing, painting and model making skills. Let them sing their favourite songs and rhymes to you and other family members.</p>
 <h3>Physical Development</h3> <p>Children will be</p> <ul style="list-style-type: none"> • Learning athletics skills. • Developing skills required in athletic activities such as running at different speeds, changing direction, jumping and throwing. • Developing balance and core strength to aid them in everyday tasks e.g. writing stamina, posture etc. <p>How to help at home: Take your child outdoors. Practice running, throwing, jumping, balancing, hopping and changing directions at speed to improve their agility.</p>	 <h3>Reminders</h3> <ul style="list-style-type: none"> • Please ensure that your child is in school on time every day (excluding when they are ill) as any time missed will affect your child's learning. • Please read and share books with your child for 10 minutes daily. • Remember to ask your child about their day (What made you smile today? What else did you enjoy learning?) • Please label your child's clothing to prevent loss of uniform. • Please upload photographs of your child engaging in activities outside of school to the Tapestry app.