
















Year 1 Summer 2 Home Learning Menu

We would like you to complete as many of these home learning tasks as you can before the end of half term. **When you bring in your home learning, your achievements will be celebrated. Please see the box near the bottom to see how we will do this.**

English		Maths		Other Subjects	
	<p>Create a story map for your favourite story. Can you make actions to help you memorise the story?</p>		<p>Make a times table poster to show how to count in our 2s, 5s and 10s.</p>		<p>Science: Create a poster showing the different seasons of the year.</p>
	<p>Write about a special memory from your past <i>(Remember to write in past tense).</i></p>		<p>Take a close look at the coins that we use in England. <i>How many different ways can you make 7p?</i></p>		<p>Geography: Create a map of your local area. What local landmarks do we have?</p>
	<p>Design a robot and describe it using adventurous adjectives <i>(metal, colourful, friendly, helpful, clean, sparkling).</i></p>		<p>Practice telling the time to the nearest hour or half hour.</p>		<p>Science: Keep a diary about the weather each day in June.</p>
	<p>Draw or write a prediction about where the Lonely Beast will go next.</p>		<p>Create a toy shop at home where you can practise buying and selling.</p>		<p>D.T: Make a 3D model of a common wild flower.</p>
	<p>Create a poem about the days of the week. Practise writing them too.</p>		<p>Create a clock using split pins and a paper plate <i>(please ask your teacher for them).</i></p>		<p>Art: Create an observational sketch of the park.</p>

How we will celebrate your home learning achievements



Some of the ways in which we recognise home learning achievements are:

- Through classroom display
- Published in the newsletter
- By gaining home learning bingo stamps - a minute per line!



Resources you will find on Google Classroom

- MyOn for your reading.
- Times Tables Rockstars for your times tables.
- Spelling Shed for Spelling.
- Practise your phonics sounds by using the videos to help you.



Reminders

- Children are expected to read every day for at least **15 mins**.
- Practise your weekly spellings.
- Practise reading and writing your sight words each week.
- Come to school in your PE kit on Wednesday and Friday.
- Return your reading book to school by Thursday