






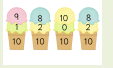


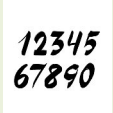






We would like you to complete as many of these home learning tasks as you can before the end of half term. **Those in bold must be completed as requested by your teacher.**

English		Maths		Other Subjects	
 ar	Practise your Phase 3 Phonics sounds; ch, th, ng, air, ur, ure, ear, er, air, or, oo and ow Can you write words with each sound using sound buttons underneath?		Go on a shape hunt! How many different shapes can you spot?		Art: Follow the description of Egg Box dragon and the image that will be sent home in book bags to draw an observational drawing of Egg Box Dragon .
	Tamara needs help to tie her shoe laces. Write a set of instructions that can help her.		Use twigs and stones to represent numbers to 20.		Science: Have a go at creating a toy from recyclable materials.
	Design a magical box which needs a key to be opened. What will be inside?		Write and memorise your number bonds to 10. E.g. 1 + 9 = 10 2 + 8 = 10 Challenge: Do this for number bonds to 20.		History: Talk to an adult in your family about the toys they had when they were a child.
	Create your own story about a magical character. Remember to use: <ul style="list-style-type: none"> • capital letters • full stops • finger spaces Bring them in to share with the class.		Practise your number formation for numbers from 1 to 20.		R.E: Draw and write about a part of the Christian story - The Birth of Jesus.
	Write a character description of Egg Box Dragon, focusing on his appearance and personality.		Find objects in your house. Put them into groups and practise addition, and comparing using 'greater than' and 'less than'		PSHE: Talk to a friend or family member. Find out your similarities and differences. Explain why we are all unique.
How we will celebrate your home learning achievements					
Some of the ways in which we recognise home learning achievements are: <ul style="list-style-type: none"> - Through classroom display - Published in the newsletter - Raffle tickets and positive notes 					
Websites to support pupils' learning <ul style="list-style-type: none"> • MyOn for your reading • A copy of our phonics videos and resources to support reading will be shared on Google Classroom. 			Reminders <ul style="list-style-type: none"> • Children are expected to read every day for 15 minutes. • Practise reading and writing your phonics sounds and sight words each week. • Remember your PE kit on Tuesday and Friday. • Return your reading book to school on Wednesday. 		