
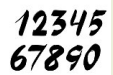







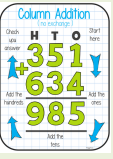






## Year 3 Autumn 2 Home Learning

We would like you to complete as many of these home learning tasks as you can before the end of half term. **Those in bold must be completed as requested by your teacher.**

| English   |  | Maths  |  | Other Subjects  |   |   |   |   |  |   |   |  |  |  |
|---|--|--|--|---|---|---|---|---|--|---|---|--|--|--|
|    | Put all of your weekly spelling words into sentences.                  |   | Practise your 2, 5, and 10 times tables.<br><br>Too easy? Try learning your 3, 4 and 8 times tables too. |    | <b>Science:</b> design a fact file of the human skeleton, labelling the parts.                            |   |   |   |  |   |   |  |  |  |
|    | Write a letter to Starjik to persuade him to stop kidnapping children. |   | Practise counting past 100 and stopping at 1000.   |    | <b>Geography:</b> create a piece of art to depict how a river grows bigger and bigger.                    |   |   |   |  |   |   |  |  |  |
|   | Write instructions for a secret agent to be successful at their job!   | <table border="1" data-bbox="603 891 715 1014"> <tr><td></td><td>1</td><td>4</td></tr> <tr><td>+</td><td>2</td><td>3</td></tr> <tr><td></td><td>3</td><td>7</td></tr> </table> |  | 1   | 4   | + | 2 | 3 |  | 3 | 7 | Create your own addition and subtraction questions using three digit numbers. Use the column method to find the answers. |  | <b>History:</b> create your own drawing or model of a Bronze age artefact! Think of jewellery or a tool. |
|   | 1  | 4  |  |   |   |   |   |   |  |   |   |  |  |  |
| +   | 2  | 3  |  |   |   |   |   |   |  |   |   |  |  |  |
|   | 3  | 7  |  |   |   |   |   |   |  |   |   |  |  |  |
|  | Draw a picture of what you think the evil Starjik might look like.     |   | Create a video or a poster explaining how to add using the column method.                                |  | <b>R.E:</b> create a set of rules you think everyone should follow. You can use our school rules to help. |   |   |   |  |   |   |  |  |  |
|  | Design, label and describe your own fantastic ice palace!              |   | Log into SumDog and participate in an online challenge!  |  | <b>PSHE:</b> create a poster to explain why being RESPECTFUL is so important to everyone.                 |   |   |   |  |   |   |  |  |  |

### How we will celebrate your home learning achievements

Some of the ways in which we recognise home learning achievements are:

- Through classroom displays
- Published in the newsletter
- Raffle tickets and positive notes



#### Websites to support pupils' learning

- Sumdog and Timetable Rockstars for Maths.
- Myon for ebooks.
- Ask your teacher if you need these logins.

#### Reminders

- Children are expected to read with an adult every day for 15 minutes.
- Practise your weekly spellings and times tables.
- Bring your PE kit to school on PE days:  
**Haring - Monday and Wednesday**  
**Purdy - Monday and Wednesday**
- Bring in a water bottle with your child's name on it and make sure all clothes are named.