

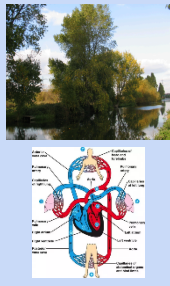




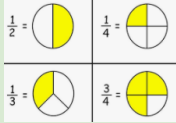





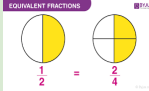



Year 6 Autumn 2 Home Learning

We would like you to complete as many of these home learning tasks as you can before the end of half term. Those in bold must be completed as requested by your teacher.

English		Maths		Other Subjects	
	<p>Write a biography about a family member who inspires you. Remember to use the features of a biography.</p>		<p>Create a poster explaining:</p> <p>What a fraction is. The different types of fractions. How to convert from mixed numbers to improper fractions and vice versa.</p>		<p>Science: Make a poster about the circulatory system.</p>
	<p>Create a special place at home to tell a story to your family.</p>		<p>Select three of your times tables. Create a song to help you remember them.</p>		<p>Geography: Research about the impact of deforestation. You can choose how you want to present it.</p>
	<p>Non-fiction: Create a fact-file about the Antarctica region. Include animals that live there.</p>		<p>Create a game that uses fractions.</p>		<p>History: create a leaflet about Mayan education.</p>
	<p>Produce a list of homophones and include examples. Create images to distinguish between the homophones.</p>		<p>Find 6 examples of metric measures being used. Can you convert them into another unit of measurement?</p>		<p>DT: Design a navigation tool to help explorers. What are the functions? How does it work?</p>
	<p>Write a scary story, creating suspense and use a range of ISPADCED openers.</p>		<p>Create a poster to explain how to find equivalent fractions and simplify them.</p>		<p>Art: Create a landscape painting of the Antarctica region using mixed media..</p>

How we will celebrate your home learning achievements

Some of the ways in which we recognise home learning achievements are:

- Through classroom display
- Published in the newsletter
- Raffle tickets and positive notes.



Websites to support pupils' learning

- MyOn for your online reading
- timestables.co.uk (does not need a login)
- Times Tables Rockstars for your timestables
- Spelling Shed for spelling practice
- Sats Companion to revise and practise.

Reminders

Children in Y6 should read every day for 15-30 minutes. Practise your spelling each week. Return your reading book to school when you have finished.

PE Days:

Kahlo – Wednesday

Barksdale - Thursday

Swimming Days:

Kahlo - Thursday

Barksdale - Wednesday