









Nursery Autumn 1 Curriculum Leaflet 2024/25

Ms Jackson-Hinds



Here is an overview of the curriculum covered in Autumn 1. This can be used as a guidance of how to help your child at home. If you require any further information, please contact your class teacher.

 <h3>Personal, Social and Emotional Development</h3> <p>Your child will be encouraged to:</p> <ul style="list-style-type: none"> • Become familiar with Nursery routines and begin to form relationships with others • Try new activities & develop independence in using resources in the environment • Learn how to ask for help • Look after our classroom • Talk with others to solve conflicts <p>How to help at home: Talk to your child about the expected behaviour at Nursery.</p>	 <h3>Communication and Language</h3> <p>Your child will be encouraged to develop their communication skills by:</p> <ul style="list-style-type: none"> • Listening to stories and remembering much of what happens • Understanding a question or instructions that has two parts, such as: "Get your coat and wait at the door" • Knowing and saying some rhymes and be able to talk about familiar books <p>How to help at home: Encourage your child to talk about and recall their day in Nursery</p>
 <h3>Literacy</h3> <p><u>Core English texts: The Story Machine/ We're Going on a Bear Hunt</u></p> <p>Your child will be encouraged to:</p> <ul style="list-style-type: none"> • Enjoy songs and rhymes, tuning in and paying attention • Join in with songs and rhymes, copying sounds, rhythms, tunes and tempo • Enjoy sharing books with an adult • Repeat words and phrases from familiar stories • Notice some print, such as the first letter of their name, a bus or door number, or a familiar logo <p>Writing:</p> <ul style="list-style-type: none"> • Understand print has meaning - for example looking at a sign to indicate a bus stop or to make a list for shopping. • Notice some print, such as the first letter of their name, a bus or door number, or a familiar logo <p>How to help at home: Read every day with your child and encourage children to talk about their favourite books and stories. Encourage children to take notice of print in the environment around them.</p>	 <h3>Understanding the World</h3> <p>This term our topic is All About Me! We will be exploring and becoming familiar with the Nursery environment, finding out the things we like to do and developing relationships with others.</p> <p>Your child will have opportunities to:</p> <ul style="list-style-type: none"> • Explore, investigate and talk about their observations of the familiar and natural world using all their senses • Learn about changing seasons • Begin to make sense of their own life story and family's history e.g. naming family members • Explore collections of materials with similar and/or different properties e.g. going on a nature hunt and grouping objects. • Name and locate their body parts • Talk about the differences they notice between people, whilst also drawing their attention to similarities between different families and communities. <p>How to help at home: Talk about different family members and the role they play in their life.</p>
 <h3>Mathematics</h3> <p>Your child will have opportunities to:</p> <ul style="list-style-type: none"> • Say one number for each item in order: 1,2,3,4,5 • Experiment with their own symbols and marks as well as numerals • Talk about and explore 2D shapes for example circles, rectangles, triangles • Learn number songs and rhymes • Use comparative language of size <p>How to help at home: Counting orally to 10, or more, counting objects to 5 or more.</p>	 <h3>Expressive Arts and Design</h3> <p>Your child will have opportunities to:</p> <ul style="list-style-type: none"> • Use imagination in role play based on their own first-hand experiences • Listen with increased attention to sounds • Explore different materials freely to develop their ideas about how to use them and what to make • Begin to drawing to represent objects <p>How to help at home: Start to develop pretend play, pretending that one object represents another. For example, a child holds a wooden block to her ear and pretends it's a phone.</p>
 <h3>Physical Development</h3> <p>Your child will be supported to develop their physical skills by:</p> <ul style="list-style-type: none"> • Using a comfortable grip with good control when holding pens and pencils. • Handling and controlling small and large equipment and tools. • Joining in with movement activities to develop balance, coordination & awareness of space • Copying finger movements and other gestures <p>How to help at home: Try out some finger gym activities to support fine motor skills development and early writing.</p>	 <h3>Reminders</h3> <ul style="list-style-type: none"> • Please ensure that your child is in school at all times (excluding when they are ill) as any time missed will affect your child's learning. • Please read and share books with your child daily. • Children need to bring in a named water bottle. • Please remember to keep your plastic bag with <u>extra clothes</u> for your child topped up. Please label items of clothing. • The staff will support your child to change their class library book on Tuesdays and Thursdays. • Please upload photographs of your child engaging in activities outside Nursery to the Tapestry app.