









Nursery Autumn 2 Curriculum Leaflet 2024/25

Ms Jackson-Hinds



Here is an overview of the curriculum covered in Autumn 2. This can be used as a guidance of how to help your child at home. If you require any further information, please contact your class teacher.

 <h2>Personal, Social and Emotional Development</h2> <p>Your child will be encouraged to:</p> <ul style="list-style-type: none"> Be confident in asking adults for help To talk about their own feelings using words like happy, sad, angry or worried Show understanding and cooperate with boundaries and routines of the nursery <p>How to help at home: Give your child opportunities to name and talk about their feelings. Name the emotions you are feeling and model how they can manage their feelings.</p>	 <h2>Communication and Language</h2> <p>Your child will be encouraged to develop their communication skills by:</p> <ul style="list-style-type: none"> Enjoying songs and rhymes, tuning in and paying attention Singing songs and say rhymes independently, for example, singing whilst playing Beginning to understand 'why' questions Beginning to use longer sentences of four to six words Know many rhymes and be able to talk about familiar books <p>How to help at home: Encourage your child to talk to you about their play activities and use a wider range of vocabulary- Take a look at resources to support talk.</p>
 <h2>Literacy</h2> <p><u>Core English texts:</u> Brown Bear, Brown Bear what do you see?/ Mouse Paint/ Little Blue and Little Yellow</p> <p>Your child will be encouraged to:</p> <ul style="list-style-type: none"> Understand print has meaning and different purposes. For example signs for a bus stop, a menu for choosing what to eat, or shop logos Engage in extended conversations about stories, learning new vocabulary <p>Writing: We will use simple shapes, such as circles, ovals and triangles to develop our mark making and drawing skills further using step by step instructions.</p> <p>How to help at home: Encourage children to predict what might happen next in a story and continue to read every day with your child, encouraging them to talk about their favourite books and stories.</p>	 <h2>Understanding the World</h2> <p>This term our topic is Colour a Rainbow.</p> <p>Your child will have opportunities to:</p> <ul style="list-style-type: none"> Explore, investigate and talk about their observations of colour in plants, animals and natural materials Use all their senses in hands-on exploration of natural materials Explore collections of materials with similar and/or different properties. Talking about what they see, using a wide vocabulary <p>We will also be beginning to make sense of their own life story and family's history.</p> <p>How to help at home: Support your child to talk about what they observe in the world, and to use all their senses in hands-on exploration of natural materials around them E.g find different autumn treasures, from colourful leaves to conkers and berries.</p>
 <h2>Mathematics</h2> <p>Your child will have opportunities to:</p> <ul style="list-style-type: none"> Say one number for each item in order: 1,2,3,4,5. To know that the last number reached, when counting a small set of objects, tells you how many there are in total Use positional language in play: in, on, under, up, down, beside and between Introduce 2D shapes: circle, square, triangle <p>How to help at home: Use real life situations to practise maths skills e.g. cooking, sorting fruit, shopping and positioning objects around the home.</p>	 <h2>Expressive Arts and Design</h2> <p>Your child will have opportunities to:</p> <ul style="list-style-type: none"> Use imagination in role play based on their own first-hand experiences Listen with increased attention to sounds Explore different materials freely to develop their ideas about how to use them and what to make Draw in order represent objects Mix colours and learn to create secondary and tones of colours, exploring different strokes and types of paint <p>How to help at home: Visit an art gallery with your child and encourage them to describe what they see.</p>
 <h2>Physical Development</h2> <p>Your child will be supported to develop their physical skills by:</p> <ul style="list-style-type: none"> Continuing to learn to use a comfortable grip with good control when holding pens and pencils. <p>PE: This term your child will be introduced to Physical Education and structured movement through the topic of 'fantasy and adventure'.</p> <p>They will spend time learning basic principles of a PE lesson such as:</p> <ul style="list-style-type: none"> Finding space, Freezing on command Using and sharing equipment working individually, with a partner and group <p>How to help at home: Have a play outdoors every day, encouraging your child to take safe risk in their physical activities.</p>	 <h2>Reminders</h2> <ul style="list-style-type: none"> Please ensure that your child is in school at all times (excluding when they are ill) as any time missed will affect your child's learning. Please read and share books with your child daily. Children need to bring in a named water bottle. Please remember to keep your plastic bag with <u>extra clothes</u> for your child topped up. Please label items of clothing. The staff will support your child to change their class library book on Tuesdays and Thursdays. Please upload photographs of your child engaging in activities outside Nursery to the Tapestry app.