









# Nursery Spring 1 Curriculum Leaflet

Ms Jackson-Hinds

Here is an overview of the curriculum covered in Spring 1. This can be used as a guidance of how to help your child at home. If you require any further information, please contact your class teacher.

 <h2>Personal, Social and Emotional Development</h2> <p>Your child will be encouraged to:</p> <ul style="list-style-type: none"> <li>• Find solutions to conflicts e.g. accepting that not everyone can be Spider-Man in the game.</li> <li>• Show understanding and cooperate with boundaries and routines of the nursery.</li> <li>• Become more independent with self-care skills.</li> <li>• Express their feelings to others.</li> </ul> <p><b>How to help at home:</b> Encouraging your child to do things on my own or getting me to help with everyday tasks. E.g. tidying toys away.</p>	 <h2>Communication and Language</h2> <p>Your child will be encouraged to develop their communication skills by:</p> <ul style="list-style-type: none"> <li>• Using a wider range of vocabulary.</li> <li>• Listening to stories and remembering much of what happens.</li> <li>• Understanding a question or instruction that has two parts, such as: "Get your coat and wait at the door"</li> <li>• Start a conversation with an adult or a friend.</li> </ul> <p><b>How to help at home:</b> Encourage your child to talk to you about songs and stories they are learning and ask them questions.</p>
 <h2>Literacy</h2> <p><u>Core English texts:</u> <b>Rosie's Walk/ Lulu Gets a Cat/ Farmyard Hullabaloo</b></p> <p>Your child will be encouraged to:</p> <ul style="list-style-type: none"> <li>• Listen and recall stories</li> <li>• Retell stories using puppets, story actions and roleplay</li> <li>• Learn and retell nursery rhymes</li> <li>• Learn about the different names of parts of a book</li> </ul> <p>Writing:</p> <ul style="list-style-type: none"> <li>• Build our fine and gross motor strength by exploring different different surfaces/ materials for mark making activities</li> <li>• Begin to write initial letter of name.</li> </ul> <p>Phase 1 Phonics</p> <ul style="list-style-type: none"> <li>• Rhyme and rhythm - with a focus on developing children's experiences of rhythm and rhyme in speech.</li> </ul> <p><b>How to help at home:</b> Encouraging your child to practise mark making, to improve their finger strength, using different tools such as chunky pens, chalk and crayons. Continue reading a range of stories supporting your child to understand new vocabulary.</p>	 <h2>Understanding the World</h2> <p>This term our topic is focused on <b>Pets and Farm Animals</b></p> <p>Your child will have opportunities to:</p> <ul style="list-style-type: none"> <li>• Use their senses to explore/discuss the natural environment and living things.</li> <li>• Learn about animal environments / habitats, adult and baby animals.</li> <li>• Learn about how to care and look after farm animals and pets.</li> <li>• Talk about their own life experiences e.g. having/ experiencing pets in their families, visits to see farm animals etc.</li> <li>• Talk about the seasons, weather and days of the week.</li> <li>• Talk about people who help us e.g. vets, farmers.</li> </ul> <p><b>How to help at home:</b> Support your child to talk about where different animals live and the difference between their habitats. Also have a further discussion about the different types of animals you could have in your home as a pet.</p>
 <h2>Mathematics</h2> <p>Your child will have opportunities to:</p> <ul style="list-style-type: none"> <li>• Show 'finger numbers' up to 5.</li> <li>• Develop fast recognition of up to 3 objects, without having to count them individually.</li> <li>• Link numerals and amounts: for example, showing the right number of objects to match the numeral, up to 5.</li> <li>• Describe a familiar route</li> </ul> <p><b>How to help at home:</b> Use opportunities in the environment to support your child's development in number e.g. counting steps, looking at bus/door numbers, helping to collect items when shopping.</p>	 <h2>Expressive Arts and Design</h2> <p>Your child will have opportunities to:</p> <ul style="list-style-type: none"> <li>• Sing with pitch and melody familiar songs.</li> <li>• Sing familiar songs and create movement in response to music.</li> <li>• Explore digital images of pets and farm animals (various artists).</li> <li>• Begin to develop complex stories using small world equipment like animals, dolls and dolls house.</li> <li>• Join different materials and explore different textures.</li> </ul> <p><b>How to help at home:</b> Encourage your child to develop their drawing and model making.</p>
 <h2>Physical Development</h2> <p>Your child will be supported to develop their physical skills by:</p> <ul style="list-style-type: none"> <li>• Continuing to learn to use a comfortable grip with good control when holding pens and pencils.</li> </ul> <p>The children will spend time learning basic principles of a PE lesson such as:</p> <ul style="list-style-type: none"> <li>• Finding space</li> <li>• Using and sharing equipment</li> <li>• Working individually, with a partner and group</li> <li>• And the physical: running, jumping, throwing, catching, rolling, skipping</li> </ul> <p><b>How to help at home:</b> Have a play outdoors every day, encouraging your child to take safe risks in their physical activities.</p>	 <h2>Reminders</h2> <ul style="list-style-type: none"> <li>• Please ensure that your child is in school at all times (excluding when they are ill) as any time missed will affect your child's learning.</li> <li>• Please read and share books with your child daily.</li> <li>• Children need to bring in a named water bottle.</li> <li>• Please remember to keep your plastic bag with <u>extra clothes</u> for your child topped up. Please label items of clothing.</li> <li>• The staff will support your child to change their class library book on their selected days.</li> <li>• <b>Please upload photographs of your child engaging in activities outside Nursery to the Tapestry app.</b></li> </ul>