









# Reception Autumn 1 Curriculum Leaflet 2024/25

Ms Simkassi and Mr McCarthy



Here is an overview of the curriculum covered in Autumn 1. This can be used as a guidance of how to help your child at home. If you require any further information, please contact your class teacher.

 <b>Personal, Social, and Emotional Development</b>	 <b>Communication and Language</b>
<p>Our topic this term is 'Being Me in My World'. We will be learning to:</p> <ul style="list-style-type: none"> <li>Recognise and manage our feelings</li> <li>Understand why it is good to be kind and use gentle hands.</li> <li>Understand how it feels to belong and that we are similar and different</li> <li>Develop our confidence in speaking in a larger group.</li> <li>Understand what being responsible means.</li> </ul> <p><b>How to help at home:</b> Talk about expected behaviour at school and at home and ask how their day has been.</p>	<p><b>Children will:</b></p> <ul style="list-style-type: none"> <li>Listen to stories with increasing attention, concentration and sit quietly.</li> <li>Respond to instructions involving a two-part sequence.</li> <li>Use a variety of questions (e.g. what, where, who).</li> <li>Use a range of tenses e.g. play, playing, will play, played.</li> <li>Learn new vocabulary.</li> </ul> <p><b>How to help at home:</b> Please ask your children about things they like / don't like doing; questions about their local environment and questions about their favourite book.</p>
 <b>Literacy</b>	 <b>Understanding the World</b>
<p><b>Core English texts this half term:</b></p> <ul style="list-style-type: none"> <li><b>Owl Babies</b> by Martin Waddell</li> <li><b>In Our Hands</b> by Lucy Farfont</li> <li><b>So Much</b> by Trish Cooke</li> </ul> <p><b>Children will:</b></p> <ul style="list-style-type: none"> <li>Begin to be aware of the way stories are structured and suggest how the story might end.</li> <li>Write their own name.</li> <li>Give meanings to marks they make as they draw, write and paint.</li> <li>Read individual letters by saying the sounds for them.</li> <li>Begin to break the flow of speech into words.</li> <li>Link sounds to letters, naming and sounding the letters of the alphabet.</li> </ul> <p><b>How to help at home:</b> Practice writing their names. Draw and label pictures with the initial sound. Focus on reading Reception High Frequency words.</p>	<p>Our topic this term is '<b>Family &amp; Friends</b>'. Children will learn to:</p> <ul style="list-style-type: none"> <li>explain their own family dynamic</li> <li>explore their identity while sharing about special people in their lives.</li> <li>share about people and things that matter to them.</li> <li>find out about others and how families may differ.</li> </ul> <p><b>How to help home:</b> Talk about the different members of your family and the friends you see regularly or irregularly. Share family photos and discuss who was there and what the event was.</p>
 <b>Mathematics</b>	 <b>Expressive Arts and Design</b>
<p>Children will be learning to:</p> <ul style="list-style-type: none"> <li>Compare and order objects and understand that when making comparison sets can have more, fewer or the same amount.</li> <li>Sort objects based on colour, size and shape.</li> <li>Make and continue simple patterns</li> <li>Show an interest in representing numbers.</li> <li>Recognise numbers 1 to 10 and beyond</li> <li>Count objects to 10 and beyond</li> </ul> <p><b>How to help at home:</b> counting objects at home, recognising numerals to 20, counting steps on the way to school, recognising numbers that are special to them (e.g. door numbers). Use objects at home and make patterns together.</p>	<p>Your child will have opportunities to:</p> <ul style="list-style-type: none"> <li>Explore and engage in music making and dance, performing solo or in groups.</li> <li>Perform stories and poems.</li> <li>Continue to explore colour and colour-mixing and use a variety of brushes.</li> <li>Explore new materials and craft materials in our classroom.</li> <li>Develop their own ideas and then decide which materials to use to express them.</li> </ul> <p><b>How to help at home:</b> Provide opportunities for your child to develop their drawing, painting and model making skills. Let them sing their favourite songs and rhymes to you and other family members.</p>
 <b>Physical Development</b>	 <b>Reminders</b>
<p>Children will be</p> <ul style="list-style-type: none"> <li>Developing small motor skills, e.g. cutting.</li> <li>Managing their own basic hygiene and personal needs successfully, including dressing and going to the toilet.</li> <li>Develop skills of balancing, running, hopping, jumping, travelling and changing direction.</li> </ul> <p><b>How to help at home:</b> encourage your child to dress themselves independently. Please also encourage your child to try a range of healthy foodstuff.</p>	<ul style="list-style-type: none"> <li>Please ensure that your child is in school on time every day (excluding when they are ill) as any time missed will affect your child's learning.</li> <li>Please read and share books with your child for 10 minutes daily.</li> <li>Remember to ask your child about their day (<i>What made you smile today? What else did you enjoy learning?</i>)</li> <li>Please label your child's clothing to prevent loss of uniform.</li> <li>Please upload photographs of your child engaging in activities outside of school to the Tapestry app.</li> </ul>