









Reception Autumn 2 Curriculum Leaflet 2024/25

Ms Simkassi and Mr McCarthy

Here is an overview of the curriculum covered in Autumn 2. This can be used as a guidance of how to help your child at home. If you require any further information, please contact your class teacher.

 Personal, Social, and Emotional Development	 Communication and Language
<p>Our topic this term is 'Celebrating Difference'. We will be learning to:</p> <ul style="list-style-type: none"> To understand that we are all different and how that makes us special. To understand the things we are good at and that we are all good at different things. To problem solve with other people. How to be a kind friend. Which words we can use to help us stand up for ourselves. <p>How to help at home: Talk to your children about being proud of who they are. Celebrate the things that they have accomplished/achieved. Talk to your children about who they are and where they are from.</p>	<p>Children will:</p> <ul style="list-style-type: none"> Listen to stories with increasing attention, concentration and be able to sit quietly. Begin to use subject specific language Respond to instructions involving a two-part sequence. Use a variety of questions (e.g. what, where, who). Use a range of tenses e.g. play, playing, will play, played. Begin to use connectives. e.g. because, and, but <p>How to help at home: How to help at home: Please ask your children about things they like / don't like doing; questions about their local environment and questions about their favourite book.</p>
 Literacy	 Understanding the World
<p><u>Core English units this half term:</u></p> <ul style="list-style-type: none"> Talk For Writing: Train Ride Naughty Bus by Jan and Jerry Oak Film Unit: The Journey Home <p><u>Children will:</u></p> <ul style="list-style-type: none"> Beginning to be aware of the way stories are structured and suggest how the story might end. Give meanings to marks they make as they draw, write and paint. Use film to deepen understanding, support imagination and develop vocabulary. Begin to break the flow of speech into words. Segment the sounds in simple words and blend them together and know which letters represent some of them. Link sounds to letters, naming and sounding the letters of the alphabet. Begin to write some letters accurately <p>How to help at home: Draw and label pictures with the initial sound. Focus on reading Reception High Frequency words. To practice forming letters correctly using Welbourne Letter Formation Rhyming Mat.</p>	<p>Our topic this term is Transport. We will be talking about the different types of transport that they see.</p> <ul style="list-style-type: none"> In STEM we will be looking at different types of vehicles and how they are powered e.g. petrol engines vs electric. We will also be taking a closer look at what we see, hear and feel around us. We will be talking and looking at why this time of the year is special to some cultures. For example Diwali and Christmas. Children will begin to look at maps and together we will map our journeys around the local area. Look at people from the past and the role they played through stories and books. <p>How to help at home: discuss observable changes in the environment e.g. leaves falling, turning dark and any celebrations in your culture. Talk about your journey and the things that you see on the way. Draw pictures of your journey to the shops, friend's house or school.</p>
 Mathematics	 Expressive Arts and Design
<p>Children will be learning to:</p> <ul style="list-style-type: none"> Continue to deepen their understanding of one more and one less Begin to use mathematical names for flat 2D shapes and mathematical terms to describe shapes Realise not only objects, but anything can be counted, including steps, claps or jumps. Recognise numbers 1 to 10 and beyond. Count objects to 10 and beyond. Say the number that is one more and one less than a given number. <p>How to help at home: counting objects, recognising numerals to 20, counting steps on the way to school, recognising numbers that are special to them (e.g. door numbers). Counting back from 20.</p>	<p>Your child will have opportunities to:</p> <ul style="list-style-type: none"> Continue to engage in music making and dance, performing solo or in groups and with a variety of instruments and styles. Perform stories and poems. Explore different materials and how to build their chosen idea Use junk modelling to build and innovate structures. Develop their own ideas and then decide which materials to use to express them. <p>How to help at home: Continue to provide opportunities for your child to develop their drawing, painting and model making skills. Let them sing their favourite songs and rhymes to you and other family members.</p>
 Physical Development	 Reminders
<p>Children will be:</p> <ul style="list-style-type: none"> Developing small motor skills, e.g. cutting. Managing their own basic hygiene and personal needs successfully, including dressing and going to the toilet. Develop skills of following instructions Build core strength through balancing and early gymnastics teaching. <p>How to help at home: Encourage your child to dress themselves independently. Please also encourage your child to try a range of healthy foods at home.</p>	<ul style="list-style-type: none"> Please ensure that your child is in school on time every day (excluding when they are ill) as any time missed will affect your child's learning. Please read and share books with your child for 10 minutes daily. Remember to ask your child about their day (<i>What made you smile today? What else did you enjoy learning?</i>) Please label your child's clothing to prevent loss of uniform. Please return both reading books on Thursdays.