











Year 2 Spring 1 Curriculum Leaflet 2024/25

Ms Mohabeer & Mr Streeter



Here is an overview of the curriculum covered in Spring 1. This can be used as a guidance of how to help your child at home.
If you require any further information, please contact your class teacher.

 <h2>English</h2> <p><u>Core English Texts:</u> Children will be reading 'Grace and Family' and will.</p> <ul style="list-style-type: none"> • Explore new relationships within the story • Have opportunities to get into role to do drama • Explore and develop ideas through talk and writing. <p>Later in the term children will learn about non chronological reports and will be:</p> <ul style="list-style-type: none"> • Learning about the features of non chronological reports. • Writing a report about another significant nurse. <p><u>Grammar</u> We will be learning to:</p> <ul style="list-style-type: none"> • Use the past tense consistently for narration • Use commas to separate items in a list. <p><u>Phonics & Spelling</u></p> <ul style="list-style-type: none"> • Learn alternative sounds for spellings e.g 'wr' for 'r' sound. • Learn common exception words and high-frequency words <p>How to help at home: Listen to your child read for 15 minutes every day or share a story with them. Talk to them about what you have read.</p>	 <h2>Mathematic</h2> <p><u>Money</u> Children will learn to:</p> <ul style="list-style-type: none"> • Recognise coins, notes and amounts of money • Make the same amount using different coins • Count notes and coins to find totals • Add amounts, and take away to find change. • Problem solving involving money. <p><u>Multiplication and Division</u> Children will learn:</p> <ul style="list-style-type: none"> • Multiplication facts for the 2, 3, 5 and 10 times tables • Mental and written methods for multiplication and division. <p>How to help at home: Practice finding different amounts with coins. Use online games to consolidate learning.</p>
 <h2>Science</h2> <p><u>Animals, including humans</u></p> <ul style="list-style-type: none"> • Learning about foods humans need to eat to stay healthy • Learning that exercise and good hygiene are important for good health • Beginning to notice that animals and humans have offspring that grow into adults. <p>How to help at home: Talk to your child about healthy eating and the importance of brushing teeth and washing hands.</p>	 <h2>Geography</h2> <p><u>Field work -Local area</u></p> <ul style="list-style-type: none"> • Finding out about our local area. • Use observational skills to find out about local physical and human features • Learning how to use aerial photographs • Use compass points to travel between locations • Exploring a range of map skills <p>How to help at home: Talk to your child about the local area</p>
 <h2>Personal, Social, Health and Economic</h2> <p>This term we will focus on '<u>Dreams and Goals</u>'. Children will learn to:</p> <ul style="list-style-type: none"> • Explain and understand what goals are and how to set them • Explain how they will achieve their goals • Take responsibility for our actions • Build resilience. <p>How to help at home: Discuss things you want to achieve in the year to come and what your child wants to be when they are older.</p>	 <h2>Religious Education</h2> <p>This term our unit is: Who is Muslim and how do they live?</p> <ul style="list-style-type: none"> • Pupils will find out about Islam, key beliefs and ways of living for Muslims • Pupils will learn about some of the key Muslim beliefs about God found in the Shahadah and learn about the 99 names of Allah • Pupils will learn about the five pillars of Islam and how these impact upon the lives of believers <p>How to help at home: Talk to your child about different beliefs around where the world came from.</p>
 <h2>Computing</h2> <p>This term we will be '<u>Creating Media - Digital Music</u>'. We will:</p> <ul style="list-style-type: none"> • Explore how music makes us feel • Explore rhythm, patterns, notes and tempo • Use computers to create and edit music. <p>How to help at home: Listen to a range of music with your children.</p>	 <h2>Physical Education</h2> <p><u>Gymnastics & Target Games</u></p> <ul style="list-style-type: none"> • We will be learning how to develop sequences using shapes and movements in gymnastics. outside in the playground • We will also learn and practice target games. <p>How to help at home: Encourage your child to create sequences with some of the shapes they have learnt.</p>
 <h2>Art, DT & Music</h2> <p><u>Art & DT</u></p> <ul style="list-style-type: none"> • DT: Structures - Baby Bears Chair - use materials for a purpose • Art: Observational drawings of animals including insects <p><u>Music</u> Exploring Rhythm:</p> <ul style="list-style-type: none"> • Learning about pulse, tempo and rhythm • Sing, play (percussion/glockenspiel), improvise and compose. 	 <h2>Reminders</h2> <ul style="list-style-type: none"> • Please ensure that your child is in school at all times (excluding when they are ill) as any time missed will affect your child's learning. • Please remember to bring PE kits on your child's P.E. days - every Monday and Friday. • Please label all your child's items of clothing. • Children must bring in a labelled water bottle.