











# Year 1 Autumn 1 Curriculum Leaflet 2024/25

Ms Nouafasse & Ms Draper



Here is an overview of the curriculum covered in Autumn 1. This can be used as a guidance of how to help your child at home. If you require any further information, please contact your class teacher.

 <h2>English</h2> <p><u>Core English text: In Our Hands</u> We will be:</p> <ul style="list-style-type: none"> <li>Exploring the story through a variety of teaching approaches including artwork, drama and role-play.</li> <li>Writing predictions.</li> <li>Creating a picture book using this story as a stimulus</li> <li>Sequencing words and phrases to form a short story.</li> </ul> <p>Talk for <u>Writing unit: The Owl and The Pussy Cat</u></p> <ul style="list-style-type: none"> <li>Learn the story with actions.</li> <li>Sequence the story.</li> <li>Innovate the story.</li> </ul> <p><u>Phonics</u></p> <ul style="list-style-type: none"> <li>Revision and consolidation of our Phase 3 sounds and Phase 4 words, using Welbourne actions.</li> <li>Revise all taught sounds from phrases 1 to 3.</li> </ul> <p><b>How to help at home:</b> Go through the phonics videos on Google Classroom. Practice writing and letter formation. Encourage children to perform their favourite stories into a role-play.</p>	 <h2>Mathematics</h2> <p>This term we will learn about:</p> <p><u>Place Value:</u></p> <ul style="list-style-type: none"> <li>Counting and recognising numbers from 1 to 10.</li> <li>Representing numerical values using objects and counters.</li> <li>Counting on from any number from 1 to 10.</li> <li>Identifying one more and one less from numbers between 1 and 10.</li> <li>Compare and order numbers from 1 to 10.</li> </ul> <p><u>Addition and subtraction:</u></p> <ul style="list-style-type: none"> <li>Understand part whole models.</li> <li>Practice number bonds to 10.</li> <li>Use a number line to add and subtract within 10.</li> </ul> <p><b>How to help at home:</b> Practise counting on and back from any number between 1 and 10. Represent numbers between from 1 to 10 using objects.</p>						
 <h2>Science</h2> <p><u>Humans including Animals:</u> Children will learn:</p> <ul style="list-style-type: none"> <li>About parts of the body</li> <li>About the 5 senses</li> <li>How to prepare a simple investigation using the correct scientific vocabulary.</li> </ul> <p><b>How to help at home:</b> Discuss different body parts and what they are used for. Play games such as 'Simon says' to recap key body parts.</p>	 <h2>Geography and History</h2> <p><u>All About Me (History):</u></p> <ul style="list-style-type: none"> <li>To understand how life and school were different for our parents/carers and grandparents.</li> <li>Know how to sequence events in chronological order.</li> </ul> <p><u>Explore daily weather and Seasons:</u></p> <ul style="list-style-type: none"> <li>Understand the seasonal weather patterns associated with the season of Autumn.</li> <li>Start to understand the months of the year and the seasons.</li> </ul> <p><b>How to help at home:</b> Discuss how life was different in the past with different members of the family. Discuss changing weather patterns.</p>						
 <h2>Personal, Social, Health and Economic</h2> <p>This term we will focus on '<u>Being Me in My World</u>'</p> <ul style="list-style-type: none"> <li>Setting and achieving personal goals.</li> <li>Understanding their rights and responsibilities.</li> <li>Understand the impact of our actions on others.</li> </ul> <p><b>How to help at home:</b> Encourage children to identify their hobbies and interests. Remind children to be kind and that sometimes our actions have consequences for others.</p>	 <h2>Religious Education</h2> <p>We will learn about the key events in the Christian creation story and be able to retell it using key vocabulary. We will also begin to understand that some Christians believe different things about creation.</p> <p>We will finish this unit by considering how Christians may act in response to creation and why they may choose to praise God for it.</p> <p><b>How to help at home:</b> Talk to your child about your family, culture and religion (if you have one).</p>						
 <h2>Computing</h2> <p>We will be learning about computer systems and networks.</p> <p>This will focus on:</p> <ul style="list-style-type: none"> <li>How technology around us can help us.</li> <li>Learning the different components of a computer.</li> <li>Developing keyboard and mouse skills.</li> </ul> <p><b>How to help at home:</b> Discuss different devices around the home. How do these impact our lives? What did we use before these were made.</p>	 <h2>Physical Education</h2> <p><u>Fundamentals and Fitness.</u></p> <table border="0"> <tr> <td>Balancing</td> <td>Running</td> <td>Changing direction</td> </tr> <tr> <td>Jumping</td> <td>Hopping</td> <td>Skipping</td> </tr> </table> <p>Children will understand the benefits of exercise and a healthy lifestyle on their physical body, their mood and their overall health. They will understand the importance of perseverance which they will sometimes need to achieve their personal best.</p> <p><b>P.E. days: Tuesday and Friday.</b></p> <p><b>How to help at home:</b> Ensure your child has a full, clean and appropriate PE kit on both days. Please <b>NAME</b> clothing <b>clearly</b>.</p>	Balancing	Running	Changing direction	Jumping	Hopping	Skipping
Balancing	Running	Changing direction					
Jumping	Hopping	Skipping					
 <h2>Art &amp; Music</h2> <p><u>Art</u> The children will be developing the following art skills:</p> <ul style="list-style-type: none"> <li>Drawing</li> <li>Painting</li> <li>Self-portraits</li> </ul> <p><u>Music: Hey You!</u></p> <ul style="list-style-type: none"> <li>Listen and appraising music</li> <li>Musical activities such as finding the beat of a song and signing.</li> <li>Play instruments within the song.</li> </ul> <p><b>How to help at home:</b> Listen to different music together and discuss what you like about it. What instruments can your child hear?</p>	 <h2>Reminders</h2> <ul style="list-style-type: none"> <li>Please ensure that your child is in school at all times (excluding when they are ill) as any time missed will affect your child's learning.</li> <li>Please hear your child read daily.</li> <li>Please practice basic maths skills such as counting on and back from numbers, and adding and subtracting simple numbers.</li> <li>Children need to bring in a water bottle.</li> <li>Please ensure all your child's belongings are labelled.</li> </ul>						