









# Year 1 Autumn 2 Curriculum Leaflet 2024/25

Ms Nouafasse and Ms Draper



Here is an overview of the curriculum covered in Autumn 2. This can be used as a guidance of how to help your child at home. If you require any further information, please contact your class teacher.

 <h2>English</h2>	 <h2>Mathematics</h2>
<p>Children will begin by studying a film unit using a short film called <b>'Tamara'</b>. They will be reading a story <b>'The Adventures of Egg Box Dragon'</b>. We will finish by learning a Talk for Writing story <b>'The Three Little Pigs'</b></p> <p>Children will have opportunities to:</p> <ul style="list-style-type: none"> <li>Learn about storytelling through studying film</li> <li>Talk about the picture books and begin to read between the lines.</li> <li>Explore the story through a variety of teaching approaches including artwork, drama and role play.</li> <li>Take part in immersive experiences to inspire their writing.</li> <li>Write a variety of genres including instructions</li> <li>Develop their understanding of when to use capital letters and full stops</li> <li>In phonics, we will continue to learn new phonic sounds and sight words and continue to blend sounds for reading.</li> </ul> <p><b>How to help at home:</b> Think of different verbs when completing everyday tasks eg: walk – march, stroll, trek. Practise forming letters correctly.</p>	<p>The children will be completing their unit on <b>'Addition and Subtraction'</b>: They will also be learning about <b>'Shape'</b>. This will include:</p> <ul style="list-style-type: none"> <li>Number bonds and fact families up to 10.</li> <li>Addition and subtraction to 20.</li> <li>Practicing using a number line.</li> <li>Exploring 2D and 3D shapes and their properties.</li> <li>Place Value to 50.</li> <li>Developing independence in problem solving.</li> </ul> <p><b>How to help at home:</b> Practice number formation. Spot shapes of objects around the house/local area. Counting with children up to 100. See if children can identify the next numbers in a sequences. e.g 21, 22, 23, ____, ____, ____</p>
 <h2>Religious Education</h2>	 <h2>History</h2>
<p>This half term, we will learning about the key events from the Christmas story in more detail. Children will find out about how Christmas is celebrated today. They will focus on religious artwork, saying how and why it helps Christians today to celebrate the key events from the story.</p> <p><b>How to help at home:</b> Discuss which traditions are secular and which are religious.</p>	<p>This half term, our topic is <b>'Toys Through Time'</b>. We will be looking at toys from the past and the present to see how things have changed. We will:</p> <ul style="list-style-type: none"> <li>discuss different characteristics of toys</li> <li>use sources to help us understand toys from the past.</li> <li>understand how the past has an impact on the present and future.</li> </ul> <p><b>How to help at home:</b> Talk to your children about how toys have changed since you were a child. What did you play with?</p>
 <h2>Personal, Social, Health and Economic</h2>	 <h2>Science</h2>
<p>This half term we will focus on <b>'Celebrating Difference'</b>. Children will learn to:</p> <ul style="list-style-type: none"> <li>Accept that everyone is different</li> <li>How to support others</li> <li>Recognise bullying</li> <li>Be kind</li> <li>How to give and receive compliments</li> </ul> <p><b>How to help at home:</b> Talk to your child about their feelings and share strategies for talking about problems.</p>	<p>This half term we will be continuing our learning about <b>'Materials'</b>. Children will learn what things around them are made of. They will be able to:</p> <ul style="list-style-type: none"> <li>Recognise their properties.</li> <li>Discuss what materials could be used for.</li> <li>Explore the properties of different materials and find real life purposes for them.</li> <li>Develop their investigational skills.</li> </ul> <p><b>How to help at home:</b> You can stretch your knowledge by investigating what different objects in your house are made from.</p>
 <h2>Computing</h2>	 <h2>Physical Education</h2>
<p>This half term, we will be learning about digital painting. This will focus on:</p> <ul style="list-style-type: none"> <li>Use drawing and painting to develop and share their ideas, experiences and imagination.</li> <li>Develop a wide range of art and design techniques in using colour, pattern, texture, line, shape, form and space.</li> </ul> <p><b>How to help at home:</b> Children can practise the skills they are learning if they have access the app 'paint' on a home device. You can also encourage children to get familiar with a keyboard and where the letters are placed.</p>	<p>Children will start Yoga this term. They will learn:</p> <ul style="list-style-type: none"> <li>Mindfulness and body awareness</li> <li>Poses and techniques</li> <li>Improve well being by building strength, flexibility, co-ordination and balance.</li> </ul> <p>Children will also learn ball skills. They will learn the physical skills of how to:</p> <ul style="list-style-type: none"> <li>Dribble with hands and feet</li> <li>Roll, throw and catch</li> </ul> <p><b>Year 1 PE Days:</b> Tuesday and Friday Children are expected to wear school uniform but bring a full, clean and appropriate PE kit on both days. Please ensure clothing is named. <b>How to help at home:</b> Practise some stretches and play ball games such as 'football' in the park.</p>
<h2>Art &amp; Music</h2>	<h2>Reminders</h2>
<p><b>Art</b> - Children will learn to understand and use different line types and mark-making techniques in drawing so that they can:</p> <ul style="list-style-type: none"> <li>Control drawing materials like pencils and chalk</li> <li>Experiment with various media, while responding to music</li> </ul> <p><b>Music</b> - Children will continue to have a weekly music lesson. They will be learning two reggae songs. To do this they will:</p> <ul style="list-style-type: none"> <li>Listen and learn the song and lyrics</li> <li>Learn the rhythm by listening and following the music and by playing musical games</li> </ul>	<ul style="list-style-type: none"> <li>Please ensure that your child is in school at all times (excluding when they are ill) as any time missed will affect your child's learning</li> <li>Please remember to bring PE kits on your child's P.E. days - <b>every Tuesday and Friday</b></li> <li>Please return your reading folders and spellings by <b>Wednesday</b></li> <li>Please label all your child's items of clothing</li> <li>Children must bring in a labelled water bottle</li> </ul>