











# Year 2 Autumn 1 Curriculum Leaflet 2024/25

Ms Mohabeer & Mr Streeter



Here is an overview of the curriculum covered in Autumn 1. This can be used as a guidance of how to help your child at home. If you require any further information, please contact your class teacher.

 <h2>English</h2> <p><u>Core English Texts:</u> Children will be reading a whole school picture book called 'In Our Hands' by Lucy Farfort. They will also learn 'The Three Billy Goats Gruff', a traditional story using actions - an approach to support children's language development. They will create a story book, describe characters and retell stories. Children will have opportunities to:</p> <ul style="list-style-type: none"> <li>• Talk about the picture book and respond to it in a range of ways.</li> <li>• Explore important themes of creativity, self-belief and innovation.</li> <li>• Explore the story through a variety of teaching approaches including artwork, drama and role play.</li> <li>• Take part in immersive experiences to inspire their writing.</li> </ul> <p><u>Grammar &amp; Spelling</u> We will be learning to:</p> <ul style="list-style-type: none"> <li>• Use full stops, capital letters, question marks and commas.</li> <li>• Write expanded noun phrases to add description.</li> </ul> <p><b>How to help at home:</b> Listen to your child read for 15 minutes every day or share a story with them. Talk to them about what they have read.</p>	 <h2>Mathematics</h2> <p>The children will be completing their unit in '<b>Place value</b>' and learning about '<b>Addition and Subtraction</b>': This will include:</p> <ul style="list-style-type: none"> <li>• Place value - reading, writing and understanding the value of numbers.</li> <li>• Identifying hundreds, tens and ones.</li> <li>• Comparing numbers using greater than, less than and equal to.</li> <li>• Estimating and comparing numbers.</li> <li>• Ordering objects and numbers from greatest to smallest and vice versa.</li> <li>• Fact families - addition &amp; subtraction within 20.</li> <li>• Number bonds (to 50, e.g. 20+30=50).</li> <li>• Practice counting on and counting back (in 2s, 5s, 10s).</li> <li>• Addition and subtraction.</li> <li>• Adding three 1-digit numbers.</li> </ul> <p><b>How to help at home:</b> You can practice counting different objects at home. Use online programs such as Sumdog and the White Rose 1 minute maths app to consolidate learning.</p>
 <h2>Religious Education</h2> <p>This half term our focus will be: <b>What is the good news that Christians say Jesus brings?</b></p> <p>We will be learning these values:</p> <ul style="list-style-type: none"> <li>• Concept of 'Gospel'</li> <li>• The good news of forgiveness, peace and love that Christians believe Jesus brings</li> <li>• Instructions on how to behave in the Bible</li> </ul> <p><b>How to help at home:</b> Talk to your child about how to follow Welbourne's core values to encourage making the right choices.</p>	 <h2>Geography</h2> <p>This term we will be learning about '<b>Our World - Locational Skills</b>'. In this topic children will:</p> <ul style="list-style-type: none"> <li>• Learn about the geography of the U.K.</li> <li>• Learn about the oceans of the world</li> <li>• Be able to describe directions using compass points</li> <li>• Learn about the equator and the northern, and southern hemispheres</li> </ul> <p><b>How to help at home:</b> Talk to your child about compass directions (North, East, South, West) and different geographical locations around the world.</p>
 <h2>Personal, Social, Health and Economic</h2> <p>This half term we will focus on '<b>Being Me in My World</b>'. Children will learn to:</p> <ul style="list-style-type: none"> <li>• Identify and name their feelings.</li> <li>• Think about making excellent behaviour choices.</li> <li>• Recognise the choices they make and the responsibilities they have as children.</li> <li>• Identify the rights they have and why they are important to keep them safe.</li> </ul> <p><b>How to help at home:</b> Talk to your child about their feelings and share strategies for talking about problems.</p>	 <h2>Science</h2> <p>This term we will be learning about '<b>Materials</b>'. Children will learn what things around them are made of. They will be able to:</p> <ul style="list-style-type: none"> <li>• Say whether they are natural or human-made.</li> <li>• Know where they come from.</li> <li>• Recognise their properties.</li> <li>• Discuss what materials could be used for.</li> <li>• Explore the properties of different materials and find real life purposes for them.</li> </ul> <p><b>How to help at home:</b> You can stretch your knowledge by investigating what different objects in your house are made from.</p>
 <h2>Computing</h2> <p>We will be learning about '<b>IT Around Us</b>' We will:</p> <ul style="list-style-type: none"> <li>• Explore technology around us.</li> <li>• Discuss what are the benefits of technology.</li> <li>• How to make sensible choices when using technology.</li> </ul> <p><b>How to help at home:</b> Talk to your children about how to stay safe online when using any electronic device.</p>	 <h2>Physical Education</h2> <p>We will be focusing on '<b>Fundamentals</b>'. Children will learn to:</p> <ul style="list-style-type: none"> <li>• Run, jog and sprint</li> <li>• Change direction and dodge</li> <li>• Balance, jump and hop.</li> </ul> <p><b>'Fitness'</b> Children will develop their:</p> <ul style="list-style-type: none"> <li>• Coordination, stamina and agility.</li> </ul> <p><b>How to help at home:</b> Take your child to a local park and encourage them to run around.</p>
 <h2>Art, Music &amp; DT</h2> <p><u>Art</u> - Using painting and mixed media to create life in colour. <u>Music</u> - '<b>Pulse, Rhythm and Pitch</b>'</p> <ul style="list-style-type: none"> <li>• Using our voices expressively and creatively by singing songs and rhymes.</li> <li>• To move in time and keep a steady beat together.</li> <li>• Find the pulse of the music by moving my body.</li> <li>• Create their own rhythmic and melodic patterns.</li> <li>• Understand the difference between creating a rhythm</li> </ul>	 <h2>Reminders</h2> <ul style="list-style-type: none"> <li>• Please ensure that your child is in school at all times (excluding when they are ill) as any time missed will affect your child's learning</li> <li>• Please remember to bring PE kits on your child's P.E. days - <b>every Monday and Wednesday</b></li> <li>• Please return your reading folders and spellings on <b>Wednesday</b></li> <li>• Please label all your child's items of clothing</li> </ul>