











# Year 3 Autumn 2 Curriculum Leaflet 2024/25

Mr Russell & Mr Meehan



Here is an overview of the curriculum covered in Autumn 2. This can be used as a guidance of how to help your child at home. If you require any further information, please contact your class teacher.

 <h2>English</h2> <p><u>Core English Texts:</u> Children will be reading <b>'Ice Palace' by David Swindell</b>. Children will have opportunities to:</p> <ul style="list-style-type: none"><li>Continue to develop our inference and deduction skills by looking for clues and using their wider world knowledge.</li><li>Read fluently with expression to help build confidence and independence with reading.</li><li>Discuss and reflect on language choices made by the author and how they impact the reader.</li></ul> <p><u>Grammar &amp; Spelling</u> Through engaging lessons contextualised within the text, children will be learning to:</p> <ul style="list-style-type: none"><li>Use a range of interesting vocabulary - verbs, adjectives and adverbs.</li><li>Understand 'tense' and how to maintain the correct tense throughout their writing.</li><li>Using inverted commas.</li><li>Using a variety of conjunctions.</li><li>Spelling rules and patterns.</li></ul> <p>Children will be encouraged and taught to use joined handwriting and writing on the line.</p> <p><b>How to help at home:</b> Listen to your child read for 15 minutes every day or share a story with them. Talk to them about what they have read.</p>	 <h2>Mathematics</h2> <p>Children will explore <b>'addition, subtraction, multiplication and division'</b>. They will learn to apply our skills and knowledge to real-life problems. This will include:</p> <ul style="list-style-type: none"><li>Continuing to add and subtract 3-digit numbers using the column method.</li><li>Estimating addition and subtraction calculations</li><li>Beginning to understand and use inverse operations</li><li>Knowing 2, 3, 4, 5, 8 and 10 times tables.</li><li>Four operations – combining amounts through addition and multiplication, finding the difference between amounts and sharing.</li><li>Knowing how to group and share appropriately for division and multiplication problems.</li><li>To divide using our multiplication knowledge.</li><li>To multiply and divide using arrays and bar models.</li><li>Solve word problems using the appropriate operation and method.</li></ul> <p><b>How to help at home:</b> Use online programs such as Sumdog and TT Rockstars to consolidate learning. Practise counting in different amounts.</p>
 <h2>Religious Education</h2> <p>This half term our focus will be: <b>'The Trinity and why it is important for Christians'</b> through the use of religious stories. We will be learning:</p> <ul style="list-style-type: none"><li>About the baptism of Jesus</li><li>Where this is located in the Bible</li><li>Investigate how Christians show their belief in God.</li></ul> <p><b>How to help at home:</b> Talk to your child about how religion has an impact on your lives.</p>	 <h2>Geography &amp; History</h2> <p>This term we will be continuing to learn about 'Rivers'. In this topic children will:</p> <ul style="list-style-type: none"><li>Explore the materials water travels over.</li><li>Learn the longest rivers in the UK.</li><li>Know the longest rivers in the world.</li></ul> <p>In History we will move onto the Bronze Age &amp; Iron Age. Children will:</p> <ul style="list-style-type: none"><li>Look at what houses from this time period looked like</li><li>Compare what life was like in the Bronze and Iron Age</li></ul>
 <h2>Personal, Social, Health and Economic</h2> <p>This half term we will focus on <b>'Celebrating Differences'</b>. Children will learn to:</p> <ul style="list-style-type: none"><li>Everyone's families are different and important to us.</li><li>Families sometimes have conflicts and differences.</li><li>Understand that witnesses can make situations better or worse.</li><li>Recognise that some words can be hurtful.</li><li>Discuss times when words have been helpful or hurtful to others..</li></ul> <p><b>How to help at home:</b> Talk to your child about their school day. Ask your child if anything is worrying them or what their favourite part about school is.</p>	 <h2>Science</h2> <p>This term we will be learning about <b>'Animals Including Humans'</b>. Children will use their knowledge of living things to help support them to be able to:</p> <ul style="list-style-type: none"><li>Understand human nutrition comes from the food we eat.</li><li>Know a balanced diet is what keeps us healthy.</li><li>Investigate the different foods animals eat.</li><li>Explore the human and animal skeletons.</li><li>Understand how the skeleton protects the human body.</li><li>Find out what muscles are and how they help us to move.</li></ul> <p><b>How to help at home:</b> Discuss the body and the different parts we have. Talk about the foods you eat at home and why we eat them.</p>
 <h2>Computing</h2> <p>We will be learning about <b>'Creating Media - Stop Frame Animation'</b> We will:</p> <ul style="list-style-type: none"><li>Take, edit and publish photographs.</li><li>Make our photographs come to life!</li><li>Continue to use different technology devices to enhance our learning.</li></ul> <p><b>How to help at home:</b> Practise taking photos with your child and show them what a good picture could look like.</p>	 <h2>Physical Education</h2> <p>We will be focusing on <b>'Yoga'</b>. Children will learn to:</p> <ul style="list-style-type: none"><li>Connect breathing with movement.</li><li>Explore new yoga poses.</li><li>Develop flexibility and strength.</li><li>Develop wellbeing.</li></ul> <p><b>How to help at home:</b> Practise yoga poses on mats if available. Remember to listen to your body and things are uncomfortable, you should stop the exercise.</p>
 <h2>French, Music &amp; DT</h2> <p><u>DT</u> - Design and construct a castle (we will need boxes!). <u>French</u>- Children will be learning the names of musical instruments. <u>Music</u> - <b>'Glockenspiel Stage 1'</b></p> <ul style="list-style-type: none"><li>Children will begin to play a Glockenspiel.</li><li>Use E and D keys on a Glockenspiel to compose songs.</li><li>Play songs using a Glockenspiel.</li></ul>	 <h2>Reminders</h2> <ul style="list-style-type: none"><li>Please ensure that your child is in school at all times (excluding when they are ill) as any time missed will affect your child's learning.</li><li>Please remember to bring PE kits on your child's P.E. days - <b>every Monday and Thursday</b>.</li><li>Please label all your child's items of clothing.</li><li>Children must bring in a labelled water bottle.</li></ul>