

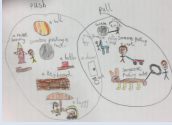













We would like you to complete as many of these home learning tasks as you can before the end of half term. **When you bring in your home learning, your achievements will be celebrated. Please see the box near the bottom to see how we will do this.**

English		Maths		Other Subjects	
	Perform/act out your favourite part of 'One Plastic Bag' - our new class text.		Create a multiplication poster to show everything you've learnt, using numbers and pictures.		Science: Using a venn diagram sort things at home that you have to 'push' or 'pull' to make them move.
	Design a reusable bag that can be used without wasting plastic		Write out your multiplication and division facts for the 2, 3,4,5, 8 and 10 times tables.		Geography: Research a food that is grown on farms. What information can you find out about this food?
	Create a poster about visiting Gambia.	$\begin{array}{r} 123 \\ \times 5 \\ \hline 615 \end{array}$	Create a tutorial to teach someone how to do column method for multiplication.		History: Research who Tutankhamun was and why he was so famous. Present your findings in any way you choose
	Write a paragraph describing the recipe for a good friend. Try to use ambitious words like: generous, kindness, patient.		Divide items around your house into equal groups of 3, 4 and 8.		PSHE: Create a dreamcatcher with your three goals for the year listed on it.
	Keep a handwriting journal, and write 5 sentences every week using your joins, starting on the line and keeping the letters the same size.		Create your own reasoning problem that involves multiplication or division. You could even write one that would involve both operations.		RE: talk with an adult at home and discuss how you may worship and the festivals you celebrate as a family.

How we will celebrate your home learning achievements

Some of the ways in which we recognise home learning achievements are:

- Through classroom display
- Published in the newsletter
- Raffle tickets and positive notes



Resources to support your child's learning

- MyOn for your reading.
- Times Tables Rockstars for your times tables.
- Spelling Shed for Spelling.

Reminders

Children are expected to read every day for **15 mins**.
 Practise your weekly spellings on Spelling Shed.
 Return your reading book to school on Thursday.
 Bring your AR reading book **every day**
 Practise times-tables for 15 minutes each week.
 Bring your PE kit on Monday and Friday.