









# Nursery Spring 2 Curriculum Leaflet 2025

Ms Jackson-Hinds

Here is an overview of the curriculum covered in Spring 2. This can be used as a guidance of how to help your child at home. If you require any further information, please contact your class teacher.

 <h2>Personal, Social and Emotional Development</h2> <p>Your child will be encouraged to:</p> <ul style="list-style-type: none"> <li>• Become more independent with self-care skills (new children).</li> <li>• Play with one or more other children, extending and elaborating play ideas.</li> <li>• Increasingly follow rules, understanding why they are important.</li> <li>• Talk about their feelings and name using words like 'happy', 'sad', 'angry' or 'worried'.</li> </ul> <p><b>How to help at home:</b> Encourage your child to try and persevere at activities/ tasks/challenges that you engage them in and praise them for their efforts.</p>	 <h2>Communication and Language</h2> <p>Your child will be encouraged to develop their communication skills by:</p> <ul style="list-style-type: none"> <li>• Using a wider range of vocabulary e.g. focused on fantasy topic/other themes/interests etc.</li> <li>• Beginning to use words such as "and", "because" in extended sentences.</li> <li>• Beginning to understand "how" and "why" questions.</li> <li>• Listening to others and taking turns in conversation with one another.</li> </ul> <p><b>How to help at home:</b> Join in pretend play with your child, following their lead. Let them be the 'mum' or 'teacher' etc. and introduce new words to support their language development.</p>
 <h2>Literacy</h2> <p><u>Core English texts:</u>  <b>Harry and a bucketful of Dinosaurs / Dinosaurs Love Underpants</b>  <b>The Foggy, Foggy Forest / If I had a Unicorn / How to Catch a Star</b></p> <p>Your child will be encouraged to:</p> <ul style="list-style-type: none"> <li>• Begin to talk about the characters and settings in stories</li> <li>• Take part in telling stories in Tales Toolkit sessions</li> <li>• Understand that print can have different purposes</li> <li>• Understand that we read English text from left to right and from top to bottom</li> </ul> <p>Writing</p> <ul style="list-style-type: none"> <li>• Begin to to make more controlled movements in mark making e.g. lines, circles, zig zag</li> <li>• Practise writing initial letter of name.</li> </ul> <p>Phase 1 Phonics</p> <ul style="list-style-type: none"> <li>• Develop understanding of alliteration</li> </ul> <p><b>How to help at home:</b> Encourage your child to retell stories from books in their own words, using the illustrations. Draw attention to the initial letter of your child's name in print in the environment.</p>	 <h2>Understanding the World</h2> <p>Your child will have opportunities to:</p> <ul style="list-style-type: none"> <li>• Develop their observation and investigation skills.</li> <li>• Use their senses to explore/discuss changes they see in the natural environment and in living things</li> <li>• Talk about changes in the seasons, weather and the sequence of days of the week.</li> <li>• Begin to make sense of their own life-story and family's history e.g. family experiences.</li> </ul> <p><b>Dinosaurs</b></p> <ul style="list-style-type: none"> <li>• Learn new vocabulary e.g dinosaur names/features</li> <li>• Observe and talk about the similarities and differences between dinosaurs</li> </ul> <p><b>Magical/Fantasy</b></p> <ul style="list-style-type: none"> <li>• We will be exploring and finding out about the different types of fantasy characters and their special features.</li> <li>• We will learn how to care for and respect living things.</li> </ul> <p><b>How to help at home:</b> Support your child to become aware of the names of the days of the week in sequence. Talk about the changes in the weather.</p>
 <h2>Mathematics</h2> <p>Your child will have opportunities to:</p> <ul style="list-style-type: none"> <li>• Solve real world mathematical problems with numbers up to 5.</li> <li>• Describe a sequence of events, real or fictional, using words such as 'first', 'then...</li> <li>• Talk about and explore 2D shapes for example, circles, rectangles, triangles.</li> <li>• Select shapes appropriately: flat surfaces for building, a triangular prism for a roof, etc.</li> </ul> <p><b>How to help at home:</b> Play simple number games with your child, developing skills of counting orally in order and counting with one to one correspondence.</p>	 <h2>Expressive Arts and Design</h2> <p>Your child will have opportunities to:</p> <ul style="list-style-type: none"> <li>• Draw with increasing complexity and detail.</li> <li>• Listen with increased attention to sounds.</li> <li>• Create their own songs or improvise a song around one they know.</li> <li>• Develop their own ideas and then decide which materials to use to express them.</li> <li>• Respond to what they have heard, expressing their thoughts and feelings.</li> </ul> <p><b>How to help at home:</b> Provide opportunities for children to make models using recycled materials and glue, sellotape to join parts together.</p>
 <h2>Physical Development</h2> <p>Your child will be supported to develop their physical skills by:</p> <ul style="list-style-type: none"> <li>• Choosing the right resources /tools to carry out their own plan.</li> <li>• Continuing to develop their movement, balancing, riding (scooters, trikes and bikes) and ball skills.</li> <li>• Go up steps and stairs, or climb up apparatus, using alternate feet.</li> </ul> <p><b>How to help at home:</b> Play physical games that encourage skills such as running, hopping, jumping, skipping etc.</p>	 <h2>Reminders</h2> <ul style="list-style-type: none"> <li>• Please ensure that your child is in school at all times (excluding when they are ill) as any time missed will affect your child's learning.</li> <li>• Please read and share books with your child daily.</li> <li>• Children need to bring in a named water bottle.</li> <li>• Please remember to keep your plastic bag with <u>extra clothes</u> for your child topped up. Please label items of clothing.</li> <li>• The staff will support your child to change their class library book on their days.</li> <li>• <b>Please upload photographs of your child engaging in activities outside Nursery to the Tapestry app.</b></li> </ul>