









Nursery Spring 2 Curriculum Leaflet 2023/24

Ms McLoughlin



Here is an overview of the curriculum covered in Spring 2. This can be used as a guidance of how to help your child at home. If you require any further information, please contact your class teacher.

 <h2>Personal, Social and Emotional Development</h2> <p>Your child will be encouraged to:</p> <ul style="list-style-type: none"> • Become more independent with self-care skills (new children) • Play with one or more other children, extending and elaborating play ideas. • Increasingly follow rules, understanding why they are important. • Talk about their feelings and name using words like 'happy', 'sad', 'angry' or 'worried'. <p>How to help at home: Encourage your child to try and persevere at activities/ tasks/challenges that you engage them in and praise them for their efforts.</p>	 <h2>Communication and Language</h2> <p>Your child will be encouraged to develop their communication skills by:</p> <ul style="list-style-type: none"> • Using a wider range of vocabulary e.g. focused on dinosaur topic/other themes/interests etc. • Beginning to use words such as "and", "because" in extended sentences • Beginning to understand "how" and "why" questions • Listening to others and taking turns in conversation with one another <p>How to help at home: Join in pretend play with your child, following their lead. Let them be the 'mum' or 'teacher'.etc. and introduce new words to support their language development.</p>
 <h2>Literacy</h2> <p><u>Core English texts:</u> Harry and a bucketful of Dinosaurs/ Dinosaurs Love Underpants</p> <p>Your child will be encouraged to:</p> <ul style="list-style-type: none"> • Begin to talk about the characters and settings in stories • Take part in telling stories in Tales Toolkit sessions • Understand that print can have different purposes • Understand that we read English text from left to right and from top to bottom <p>Writing</p> <ul style="list-style-type: none"> • Begin to make more controlled movements in mark making e.g. lines, circles, zig zag • Practise writing initial letter of name. <p>Phase 1 Phonics</p> <ul style="list-style-type: none"> • Develop understanding of alliteration <p>How to help at home: Encourage your child to retell stories from books in their own words, using the illustrations. Draw attention to the initial letter of your child's name in print in the environment.</p>	 <h2>Understanding the World</h2> <p>This term our themed interest is focused on Dinosaurs</p> <p>Your child will have opportunities to:</p> <ul style="list-style-type: none"> • Learn new vocabulary e.g dinosaur names/features • Observe and talk about the similarities and differences between dinosaurs • Use their senses to explore/discuss changes they see in the natural environment and in living things • Talk about changes in the seasons, weather and the sequence of days of the week. • Begin to make sense of their own life-story and family's history e.g. family experiences <p>How to help at home: Support your child to become aware of the names of the days of the week in sequence. Talk about the changes in the weather.</p>
 <h2>Mathematics</h2> <p>Your child will have opportunities to:</p> <ul style="list-style-type: none"> • Solve real world mathematical problems with numbers up to 5. • Describe a sequence of events, real or fictional, using words such as 'first', 'then...' • Talk about and explore 2D shapes for example, circles, rectangles, triangles • Select shapes appropriately: flat surfaces for building, a triangular prism for a roof, etc. <p>How to help at home: Play simple number games with your child, developing skills of counting orally in order and counting with one to one correspondence.</p>	 <h2>Expressive Arts and Design</h2> <p>Your child will have opportunities to:</p> <ul style="list-style-type: none"> • Draw with increasing complexity and detail, • Listen with increased attention to sounds • Create their own songs or improvise a song around one they know. • Develop their own ideas and then decide which materials to use to express them. • Respond to what they have heard, expressing their thoughts and feelings. <p>How to help at home: Provide opportunities for children to make models using recycled materials and glue, sellotape to join parts together.</p>
 <h2>Physical Development</h2> <p>Your child will be supported to develop their physical skills by:</p> <ul style="list-style-type: none"> • Choosing the right resources /tools to carry out their own plan. • Continuing to develop their movement, balancing, riding (scooters, trikes and bikes) and ball skills. • Go up steps and stairs, or climb up apparatus, using alternate feet. <p>How to help at home: Play physical games that encourage skills such as running, hopping, jumping, skipping etc.</p>	 <h2>Reminders</h2> <ul style="list-style-type: none"> • Please ensure that your child is in school at all times (excluding when they are ill) as any time missed will affect your child's learning. • Please read and share books with your child daily. • Children need to bring in a named water bottle. • Please remember to keep your plastic bag with <u>extra clothes</u> for your child topped up. Please label items of clothing. • The staff will support your child to change their class library book on Tuesdays and Thursdays. • Please upload photographs of your child engaging in activities outside Nursery to the Tapestry app.