






## Nursery Spring 2 Home Learning Activities to Support your Child's Learning

### Topics:

- **Magical and Fantasy Figures (e.g. dragons, monsters, unicorn)**
- **Dinosaurs**


|   |  |
|---|--|
|    | <p>Watch and listen to the story "The Foggy, Foggy Forest"</p> <p><a href="https://www.youtube.com/watch?v=8E2PrOAxTKg">https://www.youtube.com/watch?v=8E2PrOAxTKg</a></p> <p>Discuss with your child what is their favourite part of the story.</p> <p>Encourage your child to describe what they saw in the Foggy, Foggy Forest.</p> <p>Talk about the characters in the story.</p>                       |
|   | <p>Watch and listen to the story "The Room on the Broom"</p> <p><a href="https://www.youtube.com/watch?v=PHxGe44wSCI">https://www.youtube.com/watch?v=PHxGe44wSCI</a></p> <p>Discuss with your child what is their favourite part of the story.</p>  |
|  | <p>Make your own unicorn or dinosaur using recycled materials or your toy blocks, duplo or lego. Discuss the different body parts of a unicorn for example a tail, 4 legs, a horn, etc. Give your unicorn a name and share your creation with your family and Nursery on Tapestry.</p>   |
|  | <p>Watch and listen to the story Dinosaur Roar. See if your child can describe the different dinosaurs on each page and talk about their favourite one.</p> <p><a href="https://www.youtube.com/watch?v=5MMiiXIFNZA">https://www.youtube.com/watch?v=5MMiiXIFNZA</a></p>   |
|  | <p><u>Andy's Dinosaur Adventures</u></p> <p><a href="https://www.bbc.co.uk/iplayer/episode/b03wc5fl/andy-s-dinosaur-adventures-1-trex-and-pumice">https://www.bbc.co.uk/iplayer/episode/b03wc5fl/andy-s-dinosaur-adventures-1-trex-and-pumice</a></p> <p>Watch Andy's amazing dinosaur adventure all about a T-Rex. You can find out lots of information about other types of dinosaurs on this website.</p> |



### Make a playdough Monster

Click on the link below to find out the ingredients and method used to make the playdough. Add different materials to make the eyes, teeth etc. Take a picture of your Monster and share with your teachers on Tapestry.


<https://www.bbcgoodfood.com/howto/guide/playdough-recipe>




Practise finger numbers up to 5 and then up to 10

<https://www.youtube.com/watch?v=mKUbgOG00As>

Practise this frequently with your children. Hold up different amounts of fingers and get them to say how many they can see.

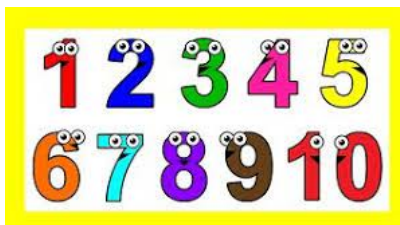


Explore 2D and 3D shapes and talk about these shapes using informal and mathematical language: 'sides', 'corners', 'straight', 'round'. Join your child and play freely with blocks, shapes, shape puzzles and discuss questions like "What is the same and what is different?". Talk about shapes as you play with them: "We need a piece with a straight edge".



Play the Phonics game to support your child develop their skills in rhythm and rhyme:

<https://www.youtube.com/watch?v=1KHrgXrlyH8>



### Number songs and rhymes

#### 10 in the bed

[https://www.youtube.com/watch?v=TdDypyS\\_5zE](https://www.youtube.com/watch?v=TdDypyS_5zE)

#### Counting Song

<https://www.youtube.com/watch?v=XYPsRs7HVz8>

#### 10 Little Numbers

<https://www.youtube.com/watch?v=dk9Yt1PqQiw>

#### 10 Fat Sausages

[https://www.youtube.com/watch?v=pBjFM-Di7\\_M](https://www.youtube.com/watch?v=pBjFM-Di7_M)