











# Year 1 Spring 2 Curriculum Leaflet 2024/2025

Ms Noufasse & Ms Draper



Here is an overview of the curriculum covered in Spring 2. This can be used as a guidance of how to help your child at home. If you require any further information, please contact your class teacher.

|  |  |
|--|--|
|  <h2>English</h2> <p><b>Core English text: <u>Look up!</u></b></p> <ul style="list-style-type: none"> <li>• A range of writing activities including writing a letter in role</li> <li>• Continue to use full stops and capital letters</li> <li>• Use 'and' to join simple sentences</li> <li>• Begin to use a range of interesting verbs and adjectives.</li> </ul> <p><b>Non Fiction: <u>One Day on our Blue Planet....in the Savanna</u></b></p> <ul style="list-style-type: none"> <li>• Use talk to give explanations and opinions</li> <li>• Write for meaning and purpose for a non- fiction leaflet</li> <li>• Explore where information can be found in non-fiction texts and that it can be retrieved from a variety of sources</li> </ul> <p><b>Phonics</b></p> <ul style="list-style-type: none"> <li>• Extend our phonics knowledge by focusing on split digraphs, a-e, e-e, i-e, o-e, and u-e</li> <li>• Practice our Phase 5 sounds using Welbourne videos.</li> <li>• Some sounds include: ay, ou, ie, oy, ir, ue, aw, wh, ph, ew, oe, au, ey.</li> </ul> <p><b>How to help at home:</b> Go through the phonics videos on Google Classroom. Practice writing and reading tricky words. Encourage children to use talk to justify reasons and opinions.</p> |  <h2>Mathematics</h2> <p><b>Addition and Subtraction (within 50)</b></p> <ul style="list-style-type: none"> <li>• Addition and subtraction to 50 using a range of techniques <ul style="list-style-type: none"> <li>◦ Concrete (using counters)</li> <li>◦ Pictorial (drawing dots to represent a number)</li> <li>◦ Using a number line to help with their jumps.</li> </ul> </li> </ul> <p><b>Length &amp; Height</b></p> <ul style="list-style-type: none"> <li>• Understand that height is a type of length</li> <li>• Compare lengths and heights of objects using language such as "longer than", "shorter than" and "taller than".</li> </ul> <p><b>Mass &amp; Volume</b></p> <ul style="list-style-type: none"> <li>• Exploring the terms 'heavier and lighter' and 'empty and full'</li> <li>• Measuring and comparing mass</li> <li>• Measuring and comparing capacity.</li> </ul> <p><b>How to help at home:</b> Practice counting on and back within 50. Compare lengths and heights using phrases like 'shorter/longer/taller than. Compare the mass of objects using 'heavier and lighter' and 'Empty and full'</p> |
|  <h2>Science</h2> <p><b>Intriguing Animals</b></p> <ul style="list-style-type: none"> <li>• Identify animals in our local area</li> <li>• Classify animals based on their diets, and animal types</li> <li>• Describe different animals</li> <li>• Explore animals from different continents</li> </ul> <p><b>How to help at home:</b> Talk about animals that you may see while you are out and about. Can you describe them? Do they have beaks, wings, feathers, fur? Talk to your child about different <b>mammals, amphibians, reptiles, fish, birds and insects.</b></p>   |  <h2>History</h2> <p><b>The First Flight</b></p> <ul style="list-style-type: none"> <li>• Looking at the history of Flight</li> <li>• Amelia Earhart and Bessie Colman.</li> <li>• Recall and sequence facts</li> <li>• Explore how flight has changed over time.</li> </ul> <p><b>How to help at home:</b> Show your child different videos of planes from the past and learn facts about significant pilots.</p>  |
|  <h2>Personal, Social, Health and Economic</h2> <p>This term we will focus on '<u>Healthy Me</u>'.</p> <ul style="list-style-type: none"> <li>• Explain and understand how to be healthy</li> <li>• Explain how to make healthy choices</li> <li>• Understand hygiene and health</li> <li>• Learn how to keep themselves and others safe.</li> </ul> <p><b>How to help at home:</b> Discuss healthy food choices and hygiene. Discuss how to stay safe around medicines and roads.</p>   |  <h2>Religious Education</h2> <p>This term we will learn: What do Christian's believe God is like? Pupils' will find out about:</p> <ul style="list-style-type: none"> <li>• Parables - stories told by Jesus to teach his followers about God</li> <li>• How many Christians put their beliefs into practice through worship.</li> </ul> <p><b>How to help at home:</b> Discuss the beliefs of the Christian faith and make comparisons with other faiths.</p>   |
|  <h2>Computing</h2> <p>We will be learning a topic called '<u>Grouping Data</u>' which will provide children with an introduction to data and information. Children will learn about:</p> <ul style="list-style-type: none"> <li>• Collecting data</li> <li>• Sorting objects into different groups</li> <li>• Using their ability to sort objects into different groups to answer questions about data</li> </ul> <p><b>How to help at home:</b> Practise counting different objects and grouping them e.g. <b>How many red cars did we see?</b></p>  |  <h2>Physical Education</h2> <p><b>Dance:</b></p> <ul style="list-style-type: none"> <li>• Learning a range of physical skills such as travel, copying, and performing actions, using shape, balance and coordination</li> <li>• Create their own dance routines</li> <li>• Copy, repeat, create and perform actions that represent the theme.</li> </ul> <p><b>Net and Wall:</b></p> <ul style="list-style-type: none"> <li>• Developing ball skills, teamwork and coordination</li> </ul> <p><b>P.E. days: <u>Tuesday and Wednesday.</u></b></p> <p><b>How to help at home:</b> Ensure your child has a full, clean and appropriate PE kit on both days. Please <b>NAME</b> clothing.</p>   |
|  <h2>Music &amp; DT</h2> <p><b>DT - Kapow Textiles Puppets</b></p> <ul style="list-style-type: none"> <li>• Using a template to create a design for a puppet.</li> <li>• Cutting fabric neatly with scissors.</li> <li>• Using joining methods to decorate a puppet.</li> <li>• Sequencing steps for construction.</li> <li>• Reflecting on a finished product, explaining likes and dislikes.</li> </ul> <p><b>Music - Charanga: Round and Round -</b> Where children explore pulse and learn further about rhythm.</p>   |  <h2>Reminders</h2> <ul style="list-style-type: none"> <li>• Please ensure that your child is in school at all times (excluding when they are ill) as any time missed will affect your child's learning</li> <li>• Please remember to bring PE kits on your child's P.E. days - <b>every Tuesday and Wednesday.</b></li> <li>• Please return your reading folders and spellings by <b>Thursday</b></li> <li>• Please label all your child's items of clothing</li> <li>• Children must bring in a labelled water bottle</li> </ul>  |