




















Reception Summer 1 Home Learning 2025

We would like you to complete as many of these home learning tasks as you can before the end of half term. **When you bring in your home learning, your achievements will be celebrated. Please see the box near the bottom to see how we will do this.**

English		Maths		Other Subjects	
	Read or watch 'The Very Hungry Caterpillar' by Eric Carle. Retell the story to your adults. Write and draw your favourite part of the story. FOLLOW THIS LINK		How many minibeasts can you see in your garden or on a nature walk? Record the minibeasts you find!		Using recyclable materials found around your home make a minibeast.
	Go on a mini beast hunt. Draw what you find and then write about them. How many legs do they have? What colour are they? How do they move?		Using 2d shapes make a picture of a minibeast.		Make some playdough with an adult and have a go at moulding a minibeast. Follow the recipe here: FOLLOW THIS LINK
	In the story of The Very Hungry Caterpillar, it eats a variety of different foods everyday. Make a list of foods you would like to eat each day.		Using two dice, make some addition sums. $3 + 5 = 8$ 		Can you sing the song Incy Wincy Spider? Make up some actions to go with the song and perform it to your adults.
	What is your favourite minibeast? Draw and label it.		Play Ladybird Spots. A counting, matching and ordering numbers games. FOLLOW THIS LINK		Watch the CBeebies programme about snails. FOLLOW THIS LINK Tell your adult what you learnt.
	Pick a minibeast and write a list of all the different words you might use to describe it. For example: A butterfly- beautiful, colourful and fragile.		Can you count to 10 in another language?		Think about how the different minibeasts might move. Have a go at crawling, slithering, fluttering and swooping like them.
<p align="center"><u>How we will celebrate your home learning achievements</u></p> <div>  <p>Some of the ways in which we recognise home learning achievements are:</p> <ul style="list-style-type: none"> - Through classroom display - Published in the newsletter - In class rewards (raffle tickets, positive notes, recognition board) </div> 					
<u>Resources you will find on Google Classroom</u> <ul style="list-style-type: none"> - Practise your phonics sounds by using the videos to help you. 			<u>Reminders</u> Read with your child 10 minutes every day P.E Days - Murakami - Every Thursday Goldsworthy - Every Thursday Please put names on all of your child's clothing		