



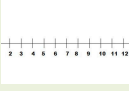


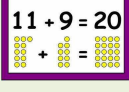


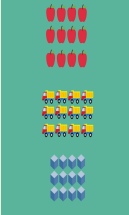


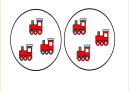



Year 1 Summer 1 Home Learning 2025

We would like you to complete as many of these home learning tasks as possible before the end of half term. **When you bring in your home learning, your achievements will be celebrated. Please see the box near the bottom to see how we will do this.**

English		Maths		Other Subjects	
	Write and illustrate your favourite traditional tale.		Create a poster that shows how to count up in 10s.		Science: Go on a plant hunt and find common plants and flowers in your local area.
	Create a picture book about your own magic beans.		Write out a number line to 50 and practice counting on and counting back from any number daily.		History: Create a timeline of important events in Space.
	Read some other traditional tales and see if they have anything in common!		Find out the number bonds to 20 and practice learning them with your adult.		Science: Create a poster about what plants need to grow.
	Create a list poem describing the feelings of the Beast from 'The Lonely Beast'.		Practice multiplying by 2, 5 and 10 by making arrays with up household items e.g. pasta.		D.T: Make a beanstalk out of recycled materials.
	Write a diary entry from the perspective of the Giant in Jack in the Beanstalk.		Create equal groups of objects to show doubling and halving.		Art: Create a piece of art using the key features of Cecilia Vicuña's work (knots, plaits, weaving etc).

How we will celebrate your home learning achievements



Some of the ways in which we recognise home learning achievements are:

- Through classroom display
- Published in the newsletter
- In class rewards (raffle tickets, positive notes, recognition board)



Resources you will find on Google Classroom

- MyOn for your reading.
- Times Tables Rockstars for your times tables.
- Spelling Shed for Spelling.
- Practise your phonics sounds by using the videos to help you.



Reminders

- Children are expected to read every day for at least **15 mins**.
- Practise your weekly spellings on Spelling Shed.
- Practise reading and writing your sight words each week.
- Bring your PE kit to school on Tuesday and Wednesday.
- Return your reading book to school by Thursday