
















Year 1 Summer 2 Home Learning Menu

We would like you to complete as many of these home learning tasks as you can before the end of half term. **When you bring in your home learning, your achievements will be celebrated. Please see the box near the bottom to see how we will do this.**

English		Maths		Other Subjects	
	Create a story map for your favourite adventure story. Can you make actions to help you memorise the story?		Make a times table poster to show how to count in our 2s, 5s and 10s.		Science: Create a poster showing the different seasons of the year.
	Write about a special memory from your past <i>(Remember to write in past tense).</i>		Take a close look at the coins that we use in England. <i>How many different ways can you make 7p?</i>		Geography: Create a map of your local area. What local landmarks do we have?
	Design a robot and describe it using adventurous adjectives <i>(metal, colourful, friendly, helpful, clean, sparkling).</i>		Practice telling the time to the nearest hour or half hour.		Science: Keep a diary about the weather each day in June.
	Write an interview question to ask The Lonely Beast.		Create a toy shop at home where you can practise buying and selling.		Art: Make a 3D model of a common wild flower.
	Create a poem about the days of the week. Practise writing them too.		Create a clock using split pins and a paper plate <i>(please ask your teacher for them).</i>		DT: Using different fruits can you make a fruit smoothie?

How we will celebrate your home learning achievements



Some of the ways in which we recognise home learning achievements are:

- Through classroom display
- Published in the newsletter
- Positive note
- Raffle tickets



Resources you will find on Google Classroom

- MyOn for your reading.
- Practise your phonics sounds by using the videos to help you.



Reminders

Children are expected to read every day for at least **15 mins**.
Practise your weekly sound sheet.
Practise reading and writing your sight words each week.
Come to school in your PE kit on Tuesday and Wednesday
Return your reading book to school by Thursday