

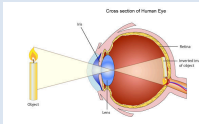














Year 6 Summer 2 Home Learning

We would like you to complete as many of these home learning tasks as you can before the end of half term. **When you bring in your home learning, your achievements will be celebrated. Please see the box near the bottom to see how we will do this.**

English		Maths		Other Subjects	
	Write a play script based on a scene from 'Goodnight Mr Tom'. Remember to include stage directions.		Select a question to ask people around you. Collect the information on a table and represent your findings using a pie chart.		Science: Create a video which explains how our eyes can see.
	Create a character description to include all the things you now know about William. You can choose how to present this.		Select five 3D shapes and draw their nets. Think carefully about the shapes you can see and their positions.		Geography: Use Google Earth or other virtual tour websites to explore a location of your choice.
	Using APFOREST devices, create a poem based on how William might feel about leaving Little Weirwold.		Find five acute, right, obtuse and reflex angles around your home and present them on a table.		History: Design a virtual museum presenting artefacts, photos and information about different aspects of WWII.
	Write a speech to your future secondary English teacher, explaining what knowledge you're most proud of in English.		Write out your 6-, 9- and 12-times tables and known division facts and practise them daily until you know them.		PSHE: Create a poster for younger children, explaining what they could do if they feel upset (e.g. speaking about how they feel).
	Write a balanced argument on whether smart phones should be banned from all schools or not.		Create a poster to help others remember the total angles of different regular polygons (e.g. triangles = 180°).		Art: Create a sculpture to represent how you feel about going to secondary school.

How we will celebrate your home learning achievements

Some of the ways in which we recognise home learning achievements are:

- Through classroom display
- Published in the newsletter

- By gaining home learning bingo stamps - a minute per line!



Additional Home learning

- MyOn for your reading
- Times Tables Rockstars for your times tables
- SATS Companion
- Spelling Shed for spelling

Reminders

Children are expected to read every day for **30 mins**.
Practise your weekly spellings on Spelling Shed.
Bring your AR reading book **every day**.