

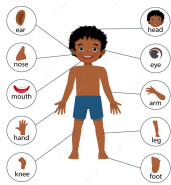





## Nursery Autumn 1 Home Learning

### Activities to Support your Child's Learning

#### Topic: All About Me

	<p>Watch and listen to the story and talk about the things that your child likes to do or play with at nursery. Share your child's comments with their teachers on Tapestry.</p> <p><a href="https://www.youtube.com/watch?v=3UP64o_8wAq">https://www.youtube.com/watch?v=3UP64o_8wAq</a></p>
	<p>Encourage your child to draw or paint a picture of themselves and talk about the picture, giving meaning to their marks. In addition, your child could draw a picture of their family and you could support them by using vocabulary of family relationships e.g. brother, sister, etc. Share the pictures with teachers to display in the classroom.</p>
	<p>Use the link below to watch the video. Encourage your child to point to the different body parts on their own body. Play a game where the adult calls out different body parts and the child has to show you where this is and say the name.</p> <p><a href="https://www.youtube.com/watch?v=iQxOJZ5EPBM">https://www.youtube.com/watch?v=iQxOJZ5EPBM</a></p>
	<p>Encourage your child to use the fingers on their hand to count. Model how to do this, saying a number name as you touch each finger and support them to do the same. Then hold up different amounts and get them to count your fingers. Practise this frequently to encourage them to recognise the amount without needing to count the fingers each time.</p>
	<p>Talk to your child about the importance of brushing their teeth. Model how to do this and encourage them to have a go before you help them. Use the link below to show your child.</p> <p><a href="https://www.youtube.com/watch?v=ENAMlqxqZRI">https://www.youtube.com/watch?v=ENAMlqxqZRI</a></p>
	<p>Develop your child's independence skills by encouraging them to try and dress themselves in the morning. Watch the video using the link below.</p> <p><a href="https://www.youtube.com/watch?v=1GDFa-nEzIq">https://www.youtube.com/watch?v=1GDFa-nEzIq</a></p>

## **Songs and Rhymes**

This half term we are learning these songs and rhymes. Click on the link under each song and sing with your child.

### **Head Shoulders Knees and Toes**

Head, shoulders, knees and toes

Knees and toes

Head, shoulders, knees and toes

Knees and toes

And eyes and ears and a mouth and a nose

Head, shoulders, knees and toes

Knees and toes!

<https://www.youtube.com/watch?v=fvEtwhuik0&t=99s>

### **If You're Happy and You Know It**

If you're happy and you know it, clap your hands

If you're happy and you know it, clap your hands

If you're happy and you know it and you really want to show it

If you're happy and you know it, clap your hands

If you're happy and you know it, stamp your feet

If you're happy and you know it, stamp your feet

If you're happy and you know it and you really want to show it

If you're happy and you know it, stamp your feet

Nod your head, rub your tummy, say hello etc.....

<https://www.youtube.com/watch?v=FSdb5wrDHnU>

### **I've got a body**

I've got a body, a very busy body and it goes everywhere with me.

And on that body I've got a nose and it goes everywhere with me.

With a sniff, sniff, here, sniff, sniff, there, sniff, sniff, sniff, sniff, everywhere!

I've got a body, a very busy body and it goes everywhere with me.

And on that body I've got some hands and they go everywhere with me.

With a clap, clap, here, a clap, clap, there, clap, clap, clap, clap,

everywhere! Sniff, sniff, here, sniff, sniff, there, sniff, sniff, sniff, sniff,

everywhere!

I've got a body, a very busy body and it goes everywhere with me

And on that body I've got some feet and they go everywhere with me

With a stamp, stamp, here, stamp, stamp, there

Stamp, stamp, stamp, stamp, everywhere!

Clap, clap, here, clap, clap, there, clap, clap, clap, clap, everywhere!

Sniff, sniff, here sniff, sniff, there sniff, sniff, sniff, sniff, sniff, everywhere!

I've got a body, a very busy body

And it goes everywhere with me.

[https://www.youtube.com/watch?v=-lj3\\_oAAp30](https://www.youtube.com/watch?v=-lj3_oAAp30)